



























Candidate	Party	Votes	Declared
<b>ACOCKS GREEN</b>			
<b>1. Candidate Results</b>			
<input checked="" type="checkbox"/> Baker, Amanda Caroline	The Green Party	225	
<input checked="" type="checkbox"/> Flynn, Eamonn Kevin	Trade Unionist and Socialist Coalition	131	
<input checked="" type="checkbox"/> O'Shea, John Anthony*	Labour Party	2760	
<input checked="" type="checkbox"/> Sparkes, Richard John	The Conservative Party	467	
<input checked="" type="checkbox"/> Wagg, Penny	Liberal Democrats	2136	
<input checked="" type="checkbox"/> Ware, Alan James	Social Democratic Party	32	
<b>2. Ward Results</b>			
<input checked="" type="checkbox"/> Elected Candidate: O'SHEA, John Anthony*			YES
Majority : 624			
LAB HOLD			
Rejected : 34			
Total Votes : 5785			
% Poll : 30.42			
Electorate : 19017			
<b>ASTON</b>			
<b>1. Candidate Results</b>			
<input checked="" type="checkbox"/> Choudhury, Jahid Ahmed	The Conservative Party	208	
<input checked="" type="checkbox"/> Dawkins, Adrian Angela	Christian Party "Proclaiming Christ's Lordship"	159	
<input checked="" type="checkbox"/> Garghan, Christopher Paul	The Green Party	181	
<input checked="" type="checkbox"/> Iqbal, Yaser	Liberal Democrats	100	
<input checked="" type="checkbox"/> Kauser, Nagina*	Labour Party	5074	
<b>2. Ward Results</b>			
<input checked="" type="checkbox"/> Elected Candidate: KAUSER, Nagina*			YES
Majority : 4866			
LAB HOLD			
Rejected : 52			
Total Votes : 5774			
% Poll : 32.34			
Electorate : 17852			
<b>BARTLEY GREEN</b>			
<b>1. Candidate Results</b>			
<input checked="" type="checkbox"/> Flood, Des	The Conservative Party	2080	
<input checked="" type="checkbox"/> Garrett, Julia Franceska	Liberal Democrats	165	
<input checked="" type="checkbox"/> Hayes, Tony	UK Independence Party (UKIP)	827	
<input checked="" type="checkbox"/> Miah, Saddak	Labour Party	1270	

Candidate	Party	Votes	Declared
 O'Driscoll, Moira Ann	Trade Unionist and Socialist Coalition	62	
 Thorneycroft, Peter Dominic	The Green Party	216	
<b>2. Ward Results</b>			
 Elected Candidate: FLOOD, Des			YES
Majority : 810			
CON HOLD			
Rejected : 38			
Total Votes : 4658			
% Poll : 27.30			
Electorate : 17060			
<b>BILLESLEY</b>			
<b>1. Candidate Results</b>			
 Dalton, James Martin	UK Independence Party (UKIP)	1052	
 Davis, Phil*	Labour Party	2730	
 Humphriss, Aaron	The Conservative Party	1045	
 Morrow, Alan Edwin	Liberal Democrats	187	
 Thomas, Clare Louise	The Green Party	218	
<b>2. Ward Results</b>			
 Elected Candidate: DAVIS, Phil*			YES
Majority : 1678			
LAB HOLD			
Rejected : 31			
Total Votes : 5263			
% Poll : 28.41			
Electorate : 18525			
<b>BORDESLEY GREEN</b>			
<b>1. Candidate Results</b>			
 Ahmed, Uzma*	Labour Party	4300	
 Clawley, Alan	The Green Party	242	
 Hordern, Guy	The Conservative Party	198	
 Khan, Mohammed Gultasab	UK Independence Party (UKIP)	337	
 Khan, Shaukat Ali	Liberal Democrats	2298	
<b>2. Ward Results</b>			

Candidate	Party	Votes	Declared
 Elected Candidate: AHMED, Uzma* Majority : 2002 LAB HOLD Rejected : 57 Total Votes : 7432 % Poll : 37.24 Electorate : 19953			YES
<b>BOURNVILLE</b>			
<b>1. Candidate Results</b>			
	Dawkins, Nigel Douglas	The Conservative Party	3095
	Gilliam, Robert John	Liberal Democrats	196
	Jamieson, Ian James	The Green Party	695
	Locke, Mary Anne	Labour Party	3408
	Tempest-Jones, Sylvia Emmeline	UK Independence Party (UKIP)	514
<b>2. Ward Results</b>			
 Elected Candidate: LOCKE, Mary Anne Majority : 313 LAB HOLD Rejected : 40 Total Votes : 7948 % Poll : 42.26 Electorate : 18805			YES
<b>BRANDWOOD</b>			
<b>1. Candidate Results</b>			
	Blumenthal, Alan	UK Independence Party (UKIP)	813
	Cox, Patrick Hugo Anthony	The Green Party	266
	Phillips, Eva*	Labour Party	3520
	Smith, Richard William	Liberal Democrats	186
	Summerfield, Neville Anthony	The Conservative Party	1485
<b>2. Ward Results</b>			
 Elected Candidate: PHILLIPS, Eva* Majority : 2035 LAB HOLD Rejected : 47 Total Votes : 6317 % Poll : 35.14 Electorate : 17974			YES
<b>EDGBASTON</b>			
<b>1. Candidate Results</b>			

Candidate	Party	Votes	Declared
<input checked="" type="checkbox"/> Alden, Deirdre Caroline*	The Conservative Party	2043	
<input checked="" type="checkbox"/> Belcher, Joe	The Green Party	222	
<input checked="" type="checkbox"/> Dargue, Lee James	Liberal Democrats	174	
<input checked="" type="checkbox"/> Hughes, Peter James Derek	UK Independence Party (UKIP)	180	
<input checked="" type="checkbox"/> Keeley, Tom	Labour Party	1967	
<b>2. Ward Results</b>			
<input checked="" type="checkbox"/> Elected Candidate: ALDEN, Deirdre Caroline*			<b>YES</b>
Majority : 76			
CON HOLD			
Rejected : 26			
Total Votes : 4612			
% Poll : 32.32			
Electorate : 14267			
<b>ERDINGTON</b>			
<b>1. Candidate Results</b>			
<input checked="" type="checkbox"/> Beauchamp, Bob*	The Conservative Party	2722	
<input checked="" type="checkbox"/> Cooling, Steve	UK Independence Party (UKIP)	462	
<input checked="" type="checkbox"/> Foster, Joe	Trade Unionist and Socialist Coalition	30	
<input checked="" type="checkbox"/> Heron, Keith	Labour Party	1701	
<input checked="" type="checkbox"/> Mills, Philip David	Liberal Democrats	103	
<input checked="" type="checkbox"/> Rooney, Joe	The Green Party	122	
<b>2. Ward Results</b>			
<input checked="" type="checkbox"/> Elected Candidate: BEAUCHAMP, Bob*			<b>YES</b>
Majority : 1021			
CON HOLD			
Rejected : 20			
Total Votes : 5160			
% Poll : 31.86			
Electorate : 16191			
<b>HALL GREEN</b>			
<b>1. Candidate Results</b>			
<input checked="" type="checkbox"/> Bowles, Barry Stanley*	Labour Party	2827	
<input checked="" type="checkbox"/> Choudhry, Tanveer	Liberal Democrats	467	
<input checked="" type="checkbox"/> Harvey, Bob	Independent	989	
<input checked="" type="checkbox"/> Mummery, Malcolm Thomas Dudley	UK Independence Party (UKIP)	400	
<input checked="" type="checkbox"/> Skidmore, Tom	The Conservative Party	1823	
<input checked="" type="checkbox"/> Wright, David Geoffrey	Trade Unionist and Socialist Coalition	20	
<input checked="" type="checkbox"/> Xerri-Brooks, Rachel Ruana	The Green Party	162	















Candidate	Party	Votes	Declared
<b>2. Ward Results</b>			
✓ Elected Candidate: BOWLES, Barry Stanley*			YES
Majority : 1004			
LAB HOLD			
Rejected : 34			
Total Votes : 6722			
% Poll : 35.38			
Electorate : 18998			
<b>HANDSWORTH WOOD</b>			
<b>1. Candidate Results</b>			
✓ Atwal, Gurdial Singh*	Labour Party	3743	
✓ Juliette, Chloe	The Green Party	370	
✓ Kaur, Valvinder	Liberal Democrats	267	
✓ Sungu, Sukhwinder Singh	The Conservative Party	863	
✓ Tyrrell, John	Socialist Labour Party	358	
<b>2. Ward Results</b>			
✓ Elected Candidate: ATWAL, Gurdial Singh*			YES
Majority : 2880			
LAB HOLD			
Rejected : 52			
Total Votes : 5653			
% Poll : 30.70			
Electorate : 18411			
<b>HARBORNE</b>			
<b>1. Candidate Results</b>			
✓ Banting, Philip Andrew	Liberal Democrats	240	
✓ Francis, Jayne	Labour Party	2841	
✓ Morris, Mary	UK Independence Party (UKIP)	376	
✓ Sidhu, Akaal	The Conservative Party	2404	
✓ Simpson, Phil	The Green Party	494	
<b>2. Ward Results</b>			
✓ Elected Candidate: FRANCIS, Jayne			YES
Majority : 437			
LAB HOLD			
Rejected : 30			
Total Votes : 6385			
% Poll : 39.23			
Electorate : 16273			
<b>HODGE HILL</b>			

Candidate	Party	Votes	Declared
<b>1. Candidate Results</b>			
<input checked="" type="checkbox"/> Bridges, David Micheal	UK Independence Party (UKIP)	680	
<input checked="" type="checkbox"/> Donaldson, Diane	Labour Party	3433	
<input checked="" type="checkbox"/> Harrison, Michael John	The Green Party	114	
<input checked="" type="checkbox"/> Hassan, Parveen	The Conservative Party	405	
<input checked="" type="checkbox"/> Johnson, Peter Frank	Social Democratic Party	26	
<input checked="" type="checkbox"/> Neilly, Gwyn	Liberal Democrats	542	
<b>2. Ward Results</b>			
<input checked="" type="checkbox"/>	Elected Candidate: DONALDSON, Diane		YES
	Majority : 2753		
	LAB HOLD		
	Rejected : 51		
	Total Votes : 5251		
	% Poll : 29.81		
	Electorate : 17609		
<b>KINGS NORTON</b>			
<b>1. Candidate Results</b>			
<input checked="" type="checkbox"/> Lloyd, Peter James	Liberal Democrats	196	
<input checked="" type="checkbox"/> Masters, Eleanor Jane	The Green Party	172	
<input checked="" type="checkbox"/> Plumbe, Tim	UK Independence Party (UKIP)	722	
<input checked="" type="checkbox"/> Seabright, Valerie*	Labour Party	1834	
<input checked="" type="checkbox"/> Wood, Barbara Iris	The Conservative Party	1811	
<b>2. Ward Results</b>			
<input checked="" type="checkbox"/>	Elected Candidate: SEABRIGHT, Valerie*		YES
	Majority : 23		
	LAB HOLD		
	Rejected : 27		
	Total Votes : 4762		
	% Poll : 29.25		
	Electorate : 16277		
<b>KINGSTANDING</b>			
<b>1. Candidate Results</b>			
<input checked="" type="checkbox"/> Davies, Philip	UK Independence Party (UKIP)	593	
<input checked="" type="checkbox"/> Derbyshire, Joseph Patrick	Trade Unionist and Socialist Coalition	16	
<input checked="" type="checkbox"/> Jones, Jane	Labour Party	1651	
<input checked="" type="checkbox"/> Lippiatt, Graham John	Liberal Democrats	48	
<input checked="" type="checkbox"/> Okole, Anne Margaret	The Green Party	89	
<input checked="" type="checkbox"/> Sambrook, Gary William*	The Conservative Party	1858	

Candidate	Party	Votes	Declared
<input checked="" type="checkbox"/> Williams, Terry	National Front	21	
<b>2. Ward Results</b>			
<input checked="" type="checkbox"/> Elected Candidate: SAMBROOK, Gary William*			YES
Majority : 207			
CON HOLD			
Rejected : 28			
Total Votes : 4304			
% Poll : 26.06			
Electorate : 16513			
<b>LADYWOOD</b>			
<b>1. Candidate Results</b>			
<input checked="" type="checkbox"/> Coleman, Rob	The Conservative Party	735	
<input checked="" type="checkbox"/> Hardy, Gareth Andrew	Liberal Democrats	284	
<input checked="" type="checkbox"/> Hartley, Kath*	Labour Party	2337	
<input checked="" type="checkbox"/> Myers, Sara Amanda	The Green Party	372	
<b>2. Ward Results</b>			
<input checked="" type="checkbox"/> Elected Candidate: HARTLEY, Kath*			YES
Majority : 1602			
LAB HOLD			
Rejected : 38			
Total Votes : 3766			
% Poll : 21.98			
Electorate : 17127			
<b>LONGBRIDGE</b>			
<b>1. Candidate Results</b>			
<input checked="" type="checkbox"/> Caldicott, Dan	The Conservative Party	1316	
<input checked="" type="checkbox"/> Griffiths, Carole Lesley	Labour Party	1753	
<input checked="" type="checkbox"/> Hannon, Kevin Francis	Liberal Democrats	147	
<input checked="" type="checkbox"/> Morris, Kevin Robert	UK Independence Party (UKIP)	993	
<input checked="" type="checkbox"/> Sharman, Elizabeth	The Green Party	152	
<input checked="" type="checkbox"/> Walder, Clive Richard	Trade Unionist and Socialist Coalition	50	
<b>2. Ward Results</b>			
<input checked="" type="checkbox"/> Elected Candidate: GRIFFITHS, Carole Lesley			YES
Majority : 437			
LAB HOLD			
Rejected : 20			
Total Votes : 4431			
% Poll : 24.45			
Electorate : 18120			


Candidate	Party	Votes	Declared
<b>LOZELLS AND EAST HANDSWORTH</b>			
<b>1. Candidate Results</b>			
<input checked="" type="checkbox"/> Chumber, Ravi	The Conservative Party	448	
<input checked="" type="checkbox"/> Clawley, Hazel Marjorie	The Green Party	295	
<input checked="" type="checkbox"/> Hussain, Mahmood*	Labour Party	4967	
<input checked="" type="checkbox"/> Kaur, Baljinder	Liberal Democrats	250	
<b>2. Ward Results</b>			
<input checked="" type="checkbox"/> Elected Candidate: HUSSAIN, Mahmood*			<b>YES</b>
Majority : 4519			
LAB HOLD			
Rejected : 75			
Total Votes : 6035			
% Poll : 33.00			
Electorate : 18283			
<b>MOSELEY AND KINGS HEATH</b>			
<b>1. Candidate Results</b>			
<input checked="" type="checkbox"/> Grant, Robert Andrew	The Green Party	554	
<input checked="" type="checkbox"/> Lowry, Kenneth Russell	UK Independence Party (UKIP)	231	
<input checked="" type="checkbox"/> Mullaney, Martin James Paul	Liberal Democrats	1945	
<input checked="" type="checkbox"/> Trickett, Lisa Stephanie*	Labour Party	4029	
<input checked="" type="checkbox"/> Williams, Owen Vaughan	The Conservative Party	522	
<b>2. Ward Results</b>			
<input checked="" type="checkbox"/> Elected Candidate: TRICKETT, Lisa Stephanie*			<b>YES</b>
Majority : 2084			
LAB HOLD			
Rejected : 34			
Total Votes : 7315			
% Poll : 40.22			
Electorate : 18187			
<b>NECHELLS</b>			
<b>1. Candidate Results</b>			
<input checked="" type="checkbox"/> Ali, Tahir*	Labour Party	3405	
<input checked="" type="checkbox"/> Assheton, Janet Elizabeth	The Green Party	295	
<input checked="" type="checkbox"/> Jolliffe, Nicholas Mabin	Liberal Democrats	174	
<input checked="" type="checkbox"/> Watkins, Emma Jane	The Conservative Party	414	
<b>2. Ward Results</b>			
















Candidate	Party	Votes	Declared
 Elected Candidate: ALI, Tahir* Majority : 2991 LAB HOLD Rejected : 62 Total Votes : 4350 % Poll : 25.84 Electorate : 16831			YES
<b>NORTHFIELD</b>			
<b>1. Candidate Results</b>			
 Lawrence, Les	The Conservative Party	2098	
 Moles, Andy	Liberal Democrats	156	
 Nunan, Fiona Sarah	The Green Party	575	
 O'Reilly, Brett Andrew*	Labour Party	2283	
 Rowe, Keith Alexander	UK Independence Party (UKIP)	752	
<b>2. Ward Results</b>			
 Elected Candidate: O'REILLY, Brett Andrew* Majority : 185 LAB HOLD Rejected : 29 Total Votes : 5893 % Poll : 31.36 Electorate : 18787			YES
<b>OSCOTT</b>			
<b>1. Candidate Results</b>			
 Chatfield, Tristan John*	Labour Party	2042	
 Davidson, Adrian	National Front	37	
 Eyles, Harry	The Green Party	108	
 Fullylove, Andrew James	Liberal Democrats	164	
 Green, Graham Geoffrey	The Conservative Party	1100	
 Tempest, Roger David	UK Independence Party (UKIP)	926	
<b>2. Ward Results</b>			
 Elected Candidate: CHATFIELD, Tristan John* Majority : 942 LAB HOLD Rejected : 31 Total Votes : 4408 % Poll : 24.98 Electorate : 17646			YES
<b>PERRY BARR</b>			














Candidate	Party	Votes	Declared
<b>1. Candidate Results</b>			
<input checked="" type="checkbox"/> Collins, Beck	The Green Party	200	
<input checked="" type="checkbox"/> Hanif, Mohammed	Labour Party	2085	
<input checked="" type="checkbox"/> Hassall, Ray*	Liberal Democrats	3248	
<input checked="" type="checkbox"/> Hurst, Alain Gregory Keith	The Conservative Party	338	
<b>2. Ward Results</b>			
<input checked="" type="checkbox"/> Elected Candidate: HASSALL, Ray*			YES
Majority : 1163			
LIB DEM GAIN			
Rejected : 41			
Total Votes : 5912			
% Poll : 37.40			
Electorate : 15807			
<b>QUINTON</b>			
<b>1. Candidate Results</b>			
<input checked="" type="checkbox"/> Barrett, Martin Joseph	UK Independence Party (UKIP)	641	
<input checked="" type="checkbox"/> Booth, Kate	Labour and Co-operative Party	2668	
<input checked="" type="checkbox"/> Chandler, Georgina	The Conservative Party	2067	
<input checked="" type="checkbox"/> Garrett, Ian Anthony George	Liberal Democrats	185	
<input checked="" type="checkbox"/> Hart, Nick	Trade Unionist and Socialist Coalition	28	
<input checked="" type="checkbox"/> Robertson, James Alan	The Green Party	225	
<b>2. Ward Results</b>			
<input checked="" type="checkbox"/> Elected Candidate: BOOTH, Kate			YES
Majority : 601			
LAB HOLD			
Rejected : 40			
Total Votes : 5854			
% Poll : 34.79			
Electorate : 16824			
<b>SELLY OAK</b>			
<b>1. Candidate Results</b>			
<input checked="" type="checkbox"/> Green, Colin Francis	Liberal Democrats	763	
<input checked="" type="checkbox"/> Hardie, Monica Catherine	The Conservative Party	779	
<input checked="" type="checkbox"/> McCarthy, Karen Teresa*	Labour and Co-operative Party	2141	
<input checked="" type="checkbox"/> Sharieff, Theo	Trade Unionist and Socialist Coalition	67	
<input checked="" type="checkbox"/> Wilshire, Daniel Luke	The Green Party	381	
<b>2. Ward Results</b>			

	Candidate	Party	Votes	Declared
✓	Elected Candidate: MCCARTHY, Karen Teresa* Majority : 1362 LAB HOLD Rejected : 27 Total Votes : 4158 % Poll : 30.95 Electorate : 13431			YES
	<b>SHARD END</b>			
	<b>1. Candidate Results</b>			
✓	Barber, Christopher Francis	Liberal Democrats	104	
✓	Braithwaite, Sam Jay	The Green Party	106	
✓	Bridle, Marje*	Labour Party	2437	
✓	Clayton, Paul Stephen	UK Independence Party (UKIP)	1178	
✓	Psirides, Nick	The Conservative Party	284	
	<b>2. Ward Results</b>			
✓	Elected Candidate: BRIDLE, Marje* Majority : 1259 LAB HOLD Rejected : 14 Total Votes : 4123 % Poll : 22.98 Electorate : 17938			YES
	<b>SHELDON</b>			
	<b>1. Candidate Results</b>			
✓	Anderson, Sue*	Liberal Democrats	2742	
✓	Carter, Richard Raymond	Trade Unionist and Socialist Coalition	36	
✓	Collins, Bob	Labour Party	928	
✓	Hall, Alexander Edward	The Conservative Party	314	
✓	Khan, Attiqah Noreen	UK Independence Party (UKIP)	486	
✓	Morris, Paul	National Front	46	
✓	Ramsay, Max	The Green Party	142	
	<b>2. Ward Results</b>			
✓	Elected Candidate: ANDERSON, Sue* Majority : 1814 LIB DEM GAIN Rejected : 13 Total Votes : 4707 % Poll : 29.21 Electorate : 16109			YES

Candidate	Party	Votes	Declared
<b>SOHO</b>			
<b>1. Candidate Results</b>			
<input checked="" type="checkbox"/> Dennis, Kefentse	The Green Party	262	
<input checked="" type="checkbox"/> Higginson, Robert John	The Conservative Party	440	
<input checked="" type="checkbox"/> Jan, Morriam	Liberal Democrats	193	
<input checked="" type="checkbox"/> Lal, Chaman*	Labour Party	4263	
<input checked="" type="checkbox"/> Ukandu, Pastor Gabriel	Christian Party "Proclaiming Christ's Lordship"	151	
<b>2. Ward Results</b>			
 Elected Candidate: LAL, Chaman*			<b>YES</b>
Majority : 3823			
LAB HOLD			
Rejected : 57			
Total Votes : 5366			
% Poll : 32.26			
Electorate : 16632			
<b>SOUTH YARDLEY</b>			
<b>1. Candidate Results</b>			
<input checked="" type="checkbox"/> Andrews, Mark David	Trade Unionist and Socialist Coalition	372	
<input checked="" type="checkbox"/> Baz, Baber	Liberal Democrats	2361	
<input checked="" type="checkbox"/> Grant, Ulla Barbro	The Green Party	207	
<input checked="" type="checkbox"/> Iqbal, Zafar*	Labour Party	3112	
<input checked="" type="checkbox"/> Shastri-Hurst, Neil	The Conservative Party	408	
<b>2. Ward Results</b>			
<input checked="" type="checkbox"/> Elected Candidate: IQBAL, Zafar*			<b>YES</b>
Majority : 751			
LAB HOLD			
Rejected : 58			
Total Votes : 6518			
% Poll : 33.50			
Electorate : 19453			
<b>SPARKBROOK</b>			
<b>1. Candidate Results</b>			
<input checked="" type="checkbox"/> Azim, Mohammed*	Labour Party	6069	
<input checked="" type="checkbox"/> Kessler, Blair Edward	Liberal Democrats	208	
<input checked="" type="checkbox"/> Rajakaruna, Santhi Praba	The Conservative Party	343	
<input checked="" type="checkbox"/> Stanton, Elly	The Green Party	307	
<b>2. Ward Results</b>			

Candidate	Party	Votes	Declared
 Elected Candidate: AZIM, Mohammed* Majority : 5726 LAB HOLD Rejected : 79 Total Votes : 7006 % Poll : 37.10 Electorate : 18882			YES
<b>SPRINGFIELD</b>			
<b>1. Candidate Results</b>			
 Brijmohun, Seeyam	The Green Party	174	
 Evans, Jerry*	Liberal Democrats	3775	
 Higgs, Adam Andrew	The Conservative Party	292	
 Hussain, Shabrana	Labour Party	3828	
<b>2. Ward Results</b>			
 Elected Candidate: HUSSAIN, Shabrana Majority : 53 LAB GAIN Rejected : 51 Total Votes : 8120 % Poll : 41.16 Electorate : 19724			YES
<b>STECHFORD AND YARDLEY NORTH</b>			
<b>1. Candidate Results</b>			
 Duffen, Graham Michael	UK Independence Party (UKIP)	580	
 Eustace, Neil Anthony*	Liberal Democrats	3001	
 Garvey, Cheryl	Labour Party	1721	
 Pritchard, Julien	The Green Party	70	
 Storer, Mary	The Conservative Party	193	
<b>2. Ward Results</b>			
 Elected Candidate: EUSTACE, Neil Anthony* Majority : 1280 LIB DEM GAIN Rejected : 28 Total Votes : 5593 % Poll : 31.95 Electorate : 17504			YES
<b>STOCKLAND GREEN</b>			
<b>1. Candidate Results</b>			
 Aaron, Franklyn Earlynton	Liberal Democrats	189	

Candidate	Party	Votes	Declared
<input checked="" type="checkbox"/> Jones, Josh*	Labour Party	2533	
<input checked="" type="checkbox"/> Leung, Leona Wing Heng	The Conservative Party	698	
<input checked="" type="checkbox"/> Meehan, Albert Stanley	UK Independence Party (UKIP)	535	
<input checked="" type="checkbox"/> Smith, Darren	The Green Party	133	
<input checked="" type="checkbox"/> Woodley, Ted	Trade Unionist and Socialist Coalition	71	
<b>2. Ward Results</b>			
<input checked="" type="checkbox"/> Elected Candidate: JONES, Josh*			YES
Majority : 1835			
LAB HOLD			
Rejected : 32			
Total Votes : 4191			
% Poll : 25.88			
Electorate : 16192			
<b>SUTTON FOUR OAKS</b>			
<b>1. Candidate Results</b>			
<input checked="" type="checkbox"/> Duffy, Hubert Joseph	Liberal Democrats	354	
<input checked="" type="checkbox"/> French, Peter Robert	Labour Party	970	
<input checked="" type="checkbox"/> Jenkins, Meirion*	The Conservative Party	4022	
<input checked="" type="checkbox"/> Ratcliff, David Martin	The Green Party	331	
<input checked="" type="checkbox"/> Shorrock, Stephen Holme	UK Independence Party (UKIP)	845	
<b>2. Ward Results</b>			
<input checked="" type="checkbox"/> Elected Candidate: JENKINS, Meirion*			YES
Majority : 3052			
CON HOLD			
Rejected : 28			
Total Votes : 6550			
% Poll : 34.50			
Electorate : 18984			
<b>SUTTON NEW HALL</b>			
<b>1. Candidate Results</b>			
<input checked="" type="checkbox"/> Brindley, Ian Stuart	Labour Party	1007	
<input checked="" type="checkbox"/> Cotterill, Stewart James	UK Independence Party (UKIP)	856	
<input checked="" type="checkbox"/> Holtom, Trevor	Liberal Democrats	211	
<input checked="" type="checkbox"/> Marriott, Colin Leslie Fredric	The Green Party	231	
<input checked="" type="checkbox"/> Yip, Alex Wan*	The Conservative Party	3277	
<b>2. Ward Results</b>			

Candidate	Party	Votes	Declared
 <p>Elected Candidate: YIP, Alex Wan*  Majority : 2270  CON HOLD  Rejected : 36  Total Votes : 5618  % Poll : 32.48  Electorate : 17293</p>			YES
<b>SUTTON TRINITY</b>			
<b>1. Candidate Results</b>			
	Barley, Roger Eric	Labour Party	1265
	England, Eloise Zara Robyn	The Green Party	309
	Joyce, Michael	UK Independence Party (UKIP)	879
	Waddington, Margaret*	The Conservative Party	2890
	Wilkinson, Jennifer Jane	Liberal Democrats	360
<b>2. Ward Results</b>			
 <p>Elected Candidate: WADDINGTON, Margaret*  Majority : 1625  CON HOLD  Rejected : 31  Total Votes : 5734  % Poll : 29.58  Electorate : 19384</p>			YES
<b>SUTTON VESEY</b>			
<b>1. Candidate Results</b>			
	Challenor, Zoe Rachel	The Green Party	163
	Lippiatt, Sally Lester	Liberal Democrats	163
	Pocock, Rob*	Labour Party	4102
	Smith, Maureen	UK Independence Party (UKIP)	457
	Webb, Suzanne Jane	The Conservative Party	2303
<b>2. Ward Results</b>			
 <p>Elected Candidate: POCOCK, Rob*  Majority : 1799  LAB HOLD  Rejected : 35  Total Votes : 7223  % Poll : 39.77  Electorate : 18161</p>			YES
<b>TYBURN</b>			
<b>1. Candidate Results</b>			

Candidate	Party	Votes	Declared
<input checked="" type="checkbox"/> Brown, Mick*	Labour and Co-operative Party	1780	
<input checked="" type="checkbox"/> Esposito, Giovanni	The Green Party	86	
<input checked="" type="checkbox"/> Garcarz, Andrew	UK Independence Party (UKIP)	747	
<input checked="" type="checkbox"/> Holtom, Ann	Liberal Democrats	318	
<input checked="" type="checkbox"/> O'Connor, Marie Emma	Trade Unionist and Socialist Coalition	54	
<input checked="" type="checkbox"/> Welch, Clifton Frederick	The Conservative Party	747	
<b>2. Ward Results</b>			
<input checked="" type="checkbox"/> Elected Candidate: BROWN, Mick*			YES
Majority : 1033			
LAB HOLD			
Rejected : 30			
Total Votes : 3762			
% Poll : 22.87			
Electorate : 16443			
<b>WASHWOOD HEATH</b>			
<b>1. Candidate Results</b>			
<input checked="" type="checkbox"/> Delaney, Adrian Joseph	The Conservative Party	350	
<input checked="" type="checkbox"/> Khan, Mariam*	Labour Party	6136	
<input checked="" type="checkbox"/> McKears, Jane	The Green Party	254	
<input checked="" type="checkbox"/> Rehman, Shamsur	Liberal Democrats	821	
<b>2. Ward Results</b>			
<input checked="" type="checkbox"/> Elected Candidate: KHAN, Mariam*			YES
Majority : 5315			
LAB HOLD			
Rejected : 81			
Total Votes : 7642			
% Poll : 38.95			
Electorate : 19618			
<b>WEOLEY</b>			
<b>1. Candidate Results</b>			
<input checked="" type="checkbox"/> Brookes, Steven John	UK Independence Party (UKIP)	739	
<input checked="" type="checkbox"/> Freeman, Eddie*	The Conservative Party	1943	
<input checked="" type="checkbox"/> Haynes, Steve	Liberal Democrats	213	
<input checked="" type="checkbox"/> Johnson, Julie	Labour Party	2125	
<input checked="" type="checkbox"/> Kerr-Morgan, Ben Glynne Thomas	The Green Party	200	
<b>2. Ward Results</b>			



Candidate	Party	Votes	Declared
 Elected Candidate: JOHNSON, Julie Majority : 182 LAB GAIN Rejected : 27 Total Votes : 5247 % Poll : 30.27 Electorate : 17330			YES