

11:56



< Birmingham Socialist Party's post



11:55



< Birmingham Socialist Party's post

**Birmingham Socialist Party in Birmingham.**

10 Dec 2025 · 🌐

One post, three actions to support of Birmingham's striking bin workers:

- Protest outside Job and Talent, the agency providing labour to break the strike - whose employees are now on strike themselves!
- Direct action at Tysley Depot. We joined independent community activists to block wagons to subvert Labour's attempts to prevent effective picketting.
- Protest at the German market - We joined Unite activists and other trade unionists to expose how the council is preventing waste being recycled in Birmingham.

Get in touch if you want to join us in supporting the strike!

👍 20 💬 1 ➦ 9

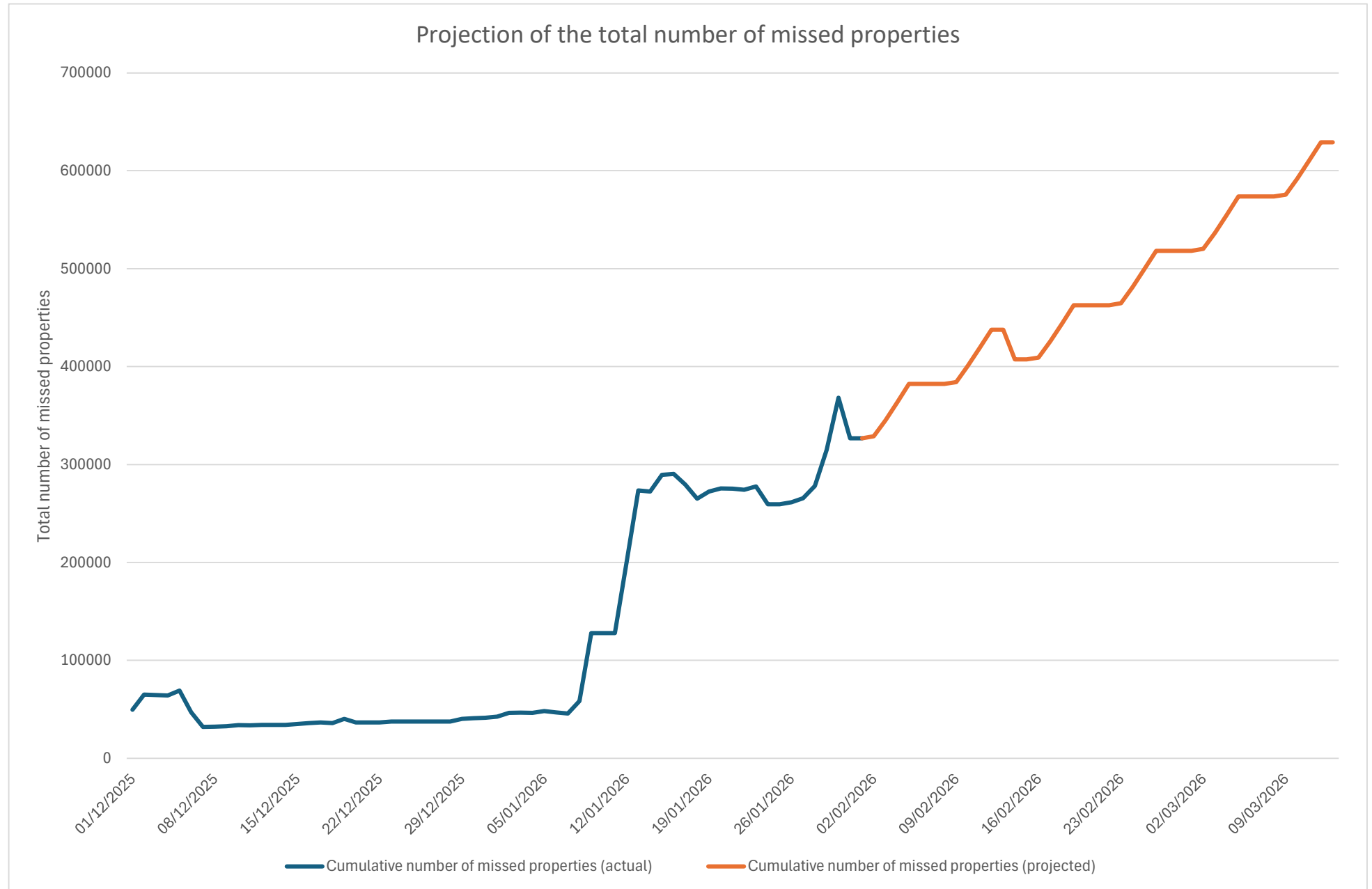


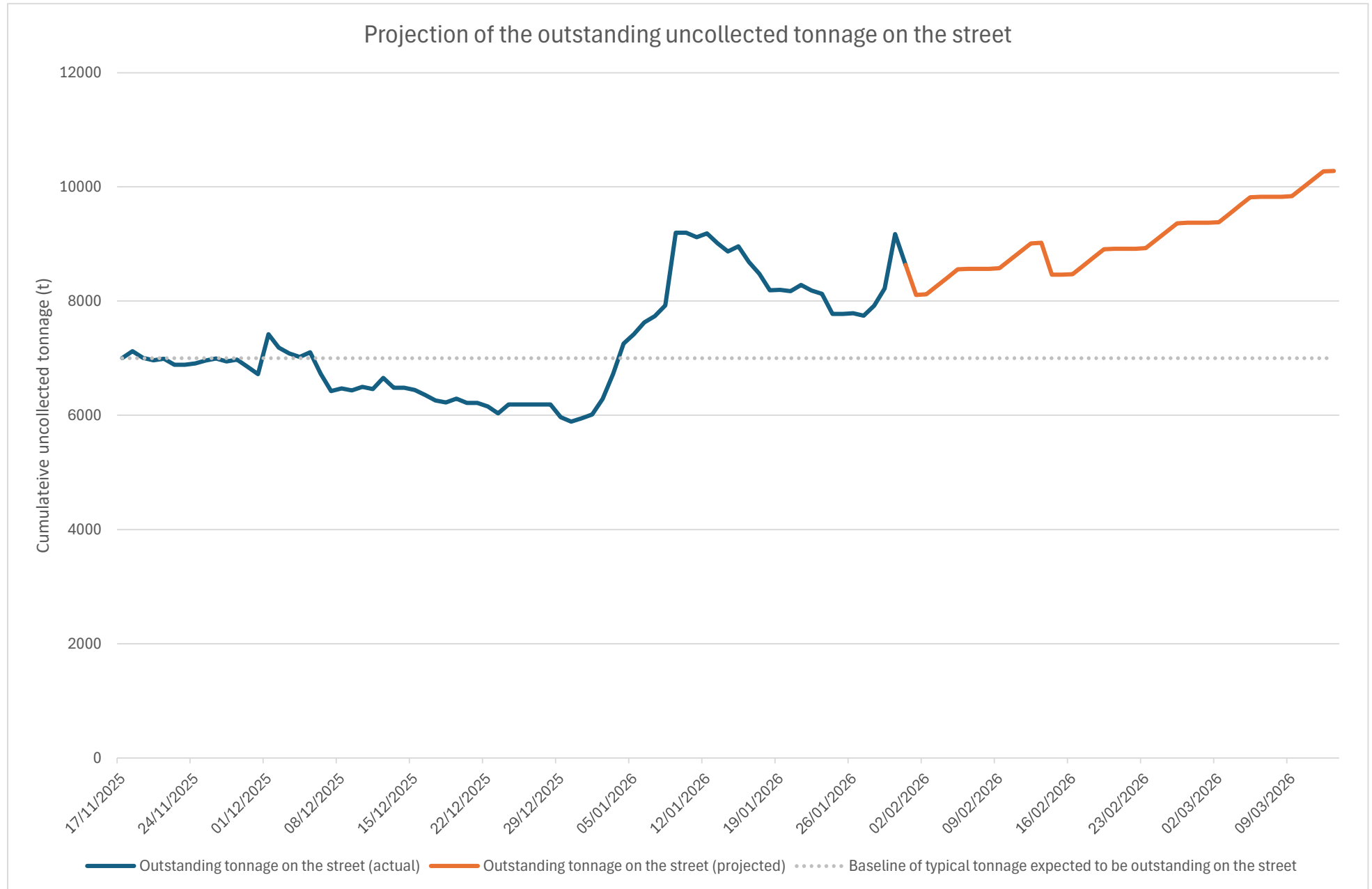
11:55



< Birmingham Socialist Party's post







properties

	Date	Daily properties complete/ projected to be complete	Cumulative complete/ projected to be complete	Scheduled daily collections	Scheduled cumulative collections	Cumulative number of missed properties	Cumulative number of missed properties (actual)	Cumulative number of missed properties (projected)	Notes
Mon	01/12/2025	23373	23373	73042	73042	49669		49669	
Tue	02/12/2025	57335	80708	72679	145721	65013		65013	
Wed	03/12/2025	75101	155809	74617	220338	64529		64529	
Thu	04/12/2025	75421	231230	74948	295286	64056		64056	
Fri	05/12/2025	64278	295508	69442	364728	69220		69220	
Sat	06/12/2025	22242	317750		364728	46978		46978	
Sun	07/12/2025	14810	332560		364728	32168		32168	
Mon	08/12/2025	72819	405379	73042	437770	32391		32391	
Tue	09/12/2025	72279	477658	72679	510449	32791		32791	
Wed	10/12/2025	73438	551096	74617	585066	33970		33970	
Thu	11/12/2025	75301	626397	74948	660014	33617		33617	
Fri	12/12/2025	68883	695280	69442	729456	34176		34176	
Sat	13/12/2025		695280		729456	34176		34176	
Sun	14/12/2025		695280		729456	34176		34176	
Mon	15/12/2025	72267	767547	73042	802498	34951		34951	
Tue	16/12/2025	71733	839280	72679	875177	35897		35897	
Wed	17/12/2025	73928	913208	74617	949794	36586		36586	
Thu	18/12/2025	75501	988709	74948	1024742	36033		36033	
Fri	19/12/2025	65309	1054018	69442	1094184	40166		40166	
Sat	20/12/2025	3613	1057631		1094184	36553		36553	
Sun	21/12/2025		1057631		1094184	36553		36553	
Mon	22/12/2025	72886	1130517	73042	1167226	36709		36709	
Tue	23/12/2025	71802	1202319	72679	1239905	37586		37586	
Wed	24/12/2025	74744	1277063	74617	1314522	37459		37459	
Thu	25/12/2025		1277063		1314522	37459		37459	
Fri	26/12/2025		1277063		1314522	37459		37459	
Sat	27/12/2025		1277063		1314522	37459		37459	
Sun	28/12/2025		1277063		1314522	37459		37459	
Mon	29/12/2025	72048	1349111	74948	1389470	40359		40359	Schedule change due to Christmas
Tue	30/12/2025	68815	1417926	69442	1458912	40986		40986	
Wed	31/12/2025	72737	1490663	73042	1531954	41291		41291	
Thu	01/01/2026	71438	1562101	72679	1604633	42532		42532	
Fri	02/01/2026	70793	1632894	74617	1679250	46356		46356	
Sat	03/01/2026	74764	1707658	74948	1754198	46540		46540	
Sun	04/01/2026	69578	1777236	69442	1823640	46404		46404	
Mon	05/01/2026	71227	1848463	73042	1896682	48219		48219	
Tue	06/01/2026	74123	1922586	72679	1969361	46775		46775	
Wed	07/01/2026	75692	1998278	74617	2043978	45700		45700	
Thu	08/01/2026	62291	2060569	74948	2118926	58357		58357	
									No collections due to inclement weather. Jobs on the system for this day were incorrectly closed meaning they couldn't be transferred to another day. These collections were completed but not recorded on the system
Fri	09/01/2026		2060569	69442	2188368	127799		127799	No accurate record of collections due to collections not being recorded on system
Sat	10/01/2026		2060569		2188368	127799		127799	No accurate record of collections due to collections not being recorded on system
Sun	11/01/2026		2060569		2188368	127799		127799	No accurate record of collections due to collections not being recorded on system
Mon	12/01/2026		2060569	73042	2261410	200841		200841	No accurate record of collections due to collections not being recorded on system
Tue	13/01/2026		2060569	72679	2334089	273520		273520	No accurate record of collections due to collections not being recorded on system
Wed	14/01/2026	75660	2136229	74617	2408706	272477		272477	
Thu	15/01/2026	58053	2194282	74948	2483654	289372		289372	
Fri	16/01/2026	68524	2262806	69442	2553096	290290		290290	
Sat	17/01/2026	10791	2273597		2553096	279499		279499	
Sun	18/01/2026	14417	2288014		2553096	265082		265082	
Mon	19/01/2026	65700	2353714	73042	2626138	272424		272424	
Tue	20/01/2026	69527	2423241	72679	2698817	275576		275576	
Wed	21/01/2026	74831	2498072	74617	2773434	275362		275362	
Thu	22/01/2026	76068	2574140	74948	2848382	274242		274242	
Fri	23/01/2026	66128	2640268	69442	2917824	277556		277556	
Sat	24/01/2026	18062	2658330		2917824	259494		259494	
Sun	25/01/2026		2658330		2917824	259494		259494	
Mon	26/01/2026	71079	2729409	73042	2990866	261457		261457	56254
Tue	27/01/2026	68686	2798095	72679	3063545	265450		265450	
Wed	28/01/2026	62092	2860187	74617	3138162	277975		277975	
Thu	29/01/2026	37985	2898172	74948	3213110	314938		314938	
Fri	30/01/2026	15990	2914162	69442	3282552	368390		368390	Mega picket
Sat	31/01/2026	21327	2935489		3282552	347063		326813	Friday collections moved to Sat, but limited crews working
Sun	01/02/2026	20250	2955739		3282552	326813		326813	Limited number of crews working to help catch up

Mon	02/02/2026	71079	3026818	73042	3355594	328776	328776
							Assume that 3 days a week, we collect the average number of properties collected on 27th, 28th and 29th Jan (56254)
Tue	03/02/2026	56254	3083072	72679	3428273	345201	345201
Wed	04/02/2026	56254	3139326	74617	3502890	363564	363564
Thu	05/02/2026	56254	3195580	74948	3577838	382258	382258
Fri	06/02/2026	69442	3265022	69442	3647280	382258	382258
Sat	07/02/2026		3265022		3647280	382258	382258 No scope for overtime
Sun	08/02/2026		3265022		3647280	382258	382258
Mon	09/02/2026	71079	3336101	73042	3720322	384221	384221
Tue	10/02/2026	56254	3392355	72679	3793001	400646	400646
Wed	11/02/2026	56254	3448609	74617	3867618	419009	419009
Thu	12/02/2026	56254	3504863	74948	3942566	437703	437703
Fri	13/02/2026	69442	3574305	69442	4012008	437703	437703
Sat	14/02/2026	30400	3604705		4012008	407303	407303 Potential for overtime on this day
Sun	15/02/2026		3604705		4012008	407303	407303

Mon	16/02/2026	71079	3675784	73042	4085050	409266	409266
Tue	17/02/2026	56254	3732038	72679	4157729	425691	425691
Wed	18/02/2026	56254	3788292	74617	4232346	444054	444054
Thu	19/02/2026	56254	3844546	74948	4307294	462748	462748
Fri	20/02/2026	69442	3913988	69442	4376736	462748	462748
Sat	21/02/2026		3913988		4376736	462748	462748
Sun	22/02/2026		3913988		4376736	462748	462748
Mon	23/02/2026	71079	3985067	73042	4449778	464711	464711
Tue	24/02/2026	56254	4041321	72679	4522457	481136	481136
Wed	25/02/2026	56254	4097575	74617	4597074	499499	499499
Thu	26/02/2026	56254	4153829	74948	4672022	518193	518193
Fri	27/02/2026	69442	4223271	69442	4741464	518193	518193
Sat	28/02/2026		4223271		4741464	518193	518193
Sun	01/03/2026		4223271		4741464	518193	518193
Mon	02/03/2026	71079	4294350	73042	4814506	520156	520156
Tue	03/03/2026	56254	4350604	72679	4887185	536581	536581
Wed	04/03/2026	56254	4406858	74617	4961802	554944	554944
Thu	05/03/2026	56254	4463112	74948	5036750	573638	573638
Fri	06/03/2026	69442	4532554	69442	5106192	573638	573638
Sat	07/03/2026		4532554		5106192	573638	573638
Sun	08/03/2026		4532554		5106192	573638	573638
Mon	09/03/2026	71079	4603633	73042	5179234	575601	575601
Tue	10/03/2026	56254	4659887	72679	5251913	592026	592026
Wed	11/03/2026	56254	4716141	74617	5326530	610389	610389
Thu	12/03/2026	56254	4772395	74948	5401478	629083	629083
Fri	13/03/2026	69442	4841837	69442	5470920	629083	629083



							Notes
Date	Tonnage collected at kerbside (green)/ projected to be collected (blue) (t)	Cumulative collected (t)	Expected kerbside tonnage (t)	Cumulative expected Kerbside tonnage (t)	Outstanding tonnage on the street		
Mon 17/11/2025	1264.91	1264.91		1275	1275	7000	Starting with a baseline of 7000t which would be the expected amount of waste in all household containers at any one point (including all recycling bins which are full)
Tue 18/11/2025	1161.07	2425.98		1275	2550	7124	
Wed 19/11/2025	1393.76	3819.74		1275	3825	7005	
Thu 20/11/2025	1316.09	5135.83		1275	5100	6964	
Fri 21/11/2025	1248.32	6384.15		1275	6375	6991	
Sat 22/11/2025	108.09	6492.24			6375	6883	
Sun 23/11/2025		6492.24			6375	6883	
Mon 24/11/2025	1248.78	7741.02		1275	7650	6909	
Tue 25/11/2025	1227.3	8968.32		1275	8925	6957	
Wed 26/11/2025	1238.36	10206.68		1275	10200	6993	
Thu 27/11/2025	1327.4	11534.08		1275	11475	6941	
Fri 28/11/2025	1242.42	12776.5		1275	12750	6974	
Sat 29/11/2025	125.1	12901.6			12750	6848	
Sun 30/11/2025	128.14	13029.74			12750	6720	
Mon 01/12/2025	576	13605.74		1275	14025	7419	
Tue 02/12/2025	1511	15116.74		1275	15300	7183	
Wed 03/12/2025	1375.5	16492.24		1275	16575	7083	
Thu 04/12/2025	1336.37	17828.61		1275	17850	7021	
Fri 05/12/2025	1191.92	19020.53		1275	19125	7104	
Sat 06/12/2025	377.38	19397.91			19125	6727	
Sun 07/12/2025	303.84	19701.75			19125	6423	
Mon 08/12/2025	1228.54	20930.29		1275	20400	6470	
Tue 09/12/2025	1308.02	22238.31		1275	21675	6437	
Wed 10/12/2025	1212.8	23451.11		1275	22950	6499	
Thu 11/12/2025	1315.6	24766.71		1275	24225	6458	
Fri 12/12/2025	1079.17	25845.88		1275	25500	6654	
Sat 13/12/2025	172.3	26018.18			25500	6482	
Sun 14/12/2025		26018.18			25500	6482	
Mon 15/12/2025	1312.39	27330.57		1275	26775	6444	
Tue 16/12/2025	1360.87	28691.44		1275	28050	6359	
Wed 17/12/2025	1375.42	30066.86		1275	29325	6258	
Thu 18/12/2025	1309.67	31376.53		1275	30600	6223	
Fri 19/12/2025	1208.87	32585.4		1275	31875	6290	
Sat 20/12/2025	71.62	32657.02			31875	6218	
Sun 21/12/2025		32657.02			31875	6218	
Mon 22/12/2025	1339.22	33996.24		1275	33150	6154	
Tue 23/12/2025	1395.11	35391.35		1275	34425	6034	
Wed 24/12/2025	1117.92	36509.27		1275	35700	6191	
Thu 25/12/2025		36509.27			35700	6191	
Fri 26/12/2025		36509.27			35700	6191	
Sat 27/12/2025		36509.27			35700	6191	
Sun 28/12/2025		36509.27			35700	6191	
Mon 29/12/2025	1753.18	38262.45	1530		37230	5968	Expect 20% more waste due to Christmas
Tue 30/12/2025	1607.56	39870.01	1530		38760	5890	Expect 20% more waste due to Christmas
Wed 31/12/2025	1474.18	41344.19	1530		40290	5946	Expect 20% more waste due to Christmas
Thu 01/01/2026	1462.96	42807.15	1530		41820	6013	Expect 20% more waste due to Christmas
Fri 02/01/2026	1257.8	44064.95	1530		43350	6285	Expect 20% more waste due to Christmas
Sat 03/01/2026	835.83	44900.78	1275		44625	6724	Collections planned due to schedule adjustment over Christmas
Sun 04/01/2026	743.79	45644.57	1275		45900	7255	Collections planned due to schedule adjustment over Christmas
Mon 05/01/2026	1110.76	46755.33	1275		47175	7420	
Tue 06/01/2026	1069.57	47824.9	1275		48450	7625	
Wed 07/01/2026	1163.7	48988.6	1275		49725	7736	
Thu 08/01/2026	1089.87	50078.47	1275		51000	7922	
Fri 09/01/2026		50078.47	1275		52275	9197	
Sat 10/01/2026		50078.47			52275	9197	
Sun 11/01/2026	80.1	50158.57			52275	9116	
Mon 12/01/2026	1206.8	51365.37	1275		53550	9185	
Tue 13/01/2026	1447.58	52812.95	1275		54825	9012	
Wed 14/01/2026	1420.42	54233.37	1275		56100	8867	
Thu 15/01/2026	1182.34	55415.71	1275		57375	8959	
Fri 16/01/2026	1550.94	56966.65	1275		58650	8683	
Sat 17/01/2026	207.04	57173.69			58650	8476	
Sun 18/01/2026	285.76	57459.45			58650	8191	
Mon 19/01/2026	1268	58727.45	1275		59925	8198	
Tue 20/01/2026	1298.3	60025.75	1275		61200	8174	
Wed 21/01/2026	1166.8	61192.55	1275		62475	8282	
Thu 22/01/2026	1373.3	62565.85	1275		63750	8184	
Fri 23/01/2026	1333.1	63898.95	1275		65025	8126	
Sat 24/01/2026	351.14	64250.09			65025	7775	
Sun 25/01/2026		64250.09			65025	7775	
Mon 26/01/2026	1265.04	65515.13	1275		66300	7785	
Tue 27/01/2026	1314.65	66829.78	1275		67575	7745	
Wed 28/01/2026	1101.56	67931.34	1275		68850	7919	
Thu 29/01/2026	974.98	68906.32	1275		70125	8219	
Fri 30/01/2026	322.82	69229.14	1275		71400	9171	
Sat 31/01/2026	535.24	69764.38			71400	8636	
Sun 01/02/2026	526.7	70291.08			71400	8109	
Mon 02/02/2026	1265	71556.08	1275		72675	8119	
Tue 03/02/2026	1130	72686.08	1275		73950	8264	Assume that 3 days a week, we collect the average tonnage on 27th, 28th and 29th Jan (1130t)
Wed 04/02/2026	1130	73816.08	1275		75225	8409	
Thu 05/02/2026	1130	74946.08	1275		76500	8554	
Fri 06/02/2026	1265	76211.08	1275		77775	8564	
Sat 07/02/2026		76211.08			77775	8564	
Sun 08/02/2026		76211.08			77775	8564	

Mon	09/02/2026	1265	77476.08	1275	79050	8574
Tue	10/02/2026	1130	78606.08	1275	80325	8719
Wed	11/02/2026	1130	79736.08	1275	81600	8864
Thu	12/02/2026	1130	80866.08	1275	82875	9009
Fri	13/02/2026	1265	82131.08	1275	84150	9019
Sat	14/02/2026	558	82689.08		84150	8461 Overtime
Sun	15/02/2026		82689.08		84150	8461
Mon	16/02/2026	1265	83954.08	1275	85425	8471
Tue	17/02/2026	1130	85084.08	1275	86700	8616
Wed	18/02/2026	1130	86214.08	1275	87975	8761
Thu	19/02/2026	1130	87344.08	1275	89250	8906
Fri	20/02/2026	1265	88609.08	1275	90525	8916
Sat	21/02/2026		88609.08		90525	8916
Sun	22/02/2026		88609.08		90525	8916
Mon	23/02/2026	1265	89874.08	1275	91800	8926
Tue	24/02/2026	1130	91004.08	1275	93075	9071
Wed	25/02/2026	1130	92134.08	1275	94350	9216
Thu	26/02/2026	1130	93264.08	1275	95625	9361
Fri	27/02/2026	1265	94529.08	1275	96900	9371
Sat	28/02/2026		94529.08		96900	9371
Sun	01/03/2026		94529.08		96900	9371
Mon	02/03/2026	1265	95794.08	1275	98175	9381
Tue	03/03/2026	1130	96924.08	1275	99450	9526
Wed	04/03/2026	1130	98054.08	1275	100725	9671
Thu	05/03/2026	1130	99184.08	1275	102000	9816
Fri	06/03/2026	1265	100449.08	1275	103275	9826
Sat	07/03/2026		100449.08		103275	9826
Sun	08/03/2026		100449.08		103275	9826
Mon	09/03/2026	1265	101714.08	1275	104550	9836
Tue	10/03/2026	1130	102844.08	1275	105825	9981
Wed	11/03/2026	1130	103974.08	1275	107100	10126
Thu	12/03/2026	1130	105104.08	1275	108375	10271
Fri	13/03/2026	1265	106369.08	1275	109650	10281

December	01/12/2025	02/12/2025	03/12/2025	04/12/2025	05/12/2025	06/12/2025	07/12/2025	08/12/2025	09/12/2025	10/12/2025	11/12/2025	12/12/2025	13/12/2025	14/12/2025	15/12/2025	16/12/2025	17/12/2025	18/12/2025	19/12/2025	20/12/2025	21/12/2025	22/12/2025	23/12/2025	24/12/2025	25/12/2025	26/12/2025	27/12/2025	28/12/2025	29/12/2025	30/12/2025	31/12/2025
Additional TWWM																															
Overtime J&T						£14,098.95								£14,098.95							£14,098.95							£14,098.95			
Overtime TWWM						£17,173.28								£12,021.66							£12,021.66										
January	05/01/2026	06/01/2026	07/01/2026	08/01/2026	09/01/2026	10/01/2026	12/01/2026	13/01/2026	14/01/2026	15/01/2026	16/01/2026	17/01/2026	19/01/2026	20/01/2026	21/01/2026	22/01/2026	23/01/2026	24/01/2026	26/01/2026	27/01/2026	28/01/2026	29/01/2026	30/01/2026	31/01/2026							
Additional TWWM	£14,498.10	£12,887.20	£16,109.00	£14,498.10	£17,719.90		£14,498.10	£12,887.20	£16,109.00	£14,498.10	£17,719.90		£14,498.10	£12,887.20	£16,109.00	£14,498.10	£17,719.90		£14,498.10	£12,887.20	£16,109.00	£14,498.10	£17,719.90								
Overtime J&T						£14,942.17						£14,942.17						£14,942.17							£18,552.04						
Overtime TWWM												£13,739.04						£12,021.66							£19,534.13						
																								£113,798.47							
February	01/02/2026	02/02/2026	03/02/2026	04/02/2026	05/02/2026	06/02/2026	07/02/2026	08/02/2026	09/02/2026	10/02/2026	11/02/2026	12/02/2026	13/02/2026	14/02/2026	15/02/2026	16/02/2026	17/02/2026	18/02/2026	19/02/2026	20/02/2026	21/02/2026	22/02/2026	23/02/2026	24/02/2026	25/02/2026	26/02/2026	27/02/2026	28/02/2026			
Additional TWWM		£14,498.10	£12,887.20	£16,109.00	£14,498.10	£17,719.90			£14,498.10	£12,887.20	£16,109.00	£14,498.10	£17,719.90			£14,498.10	£12,887.20	£16,109.00	£14,498.10	£17,719.90			£14,498.10	£12,887.20	£16,109.00	£14,498.10	£17,719.90				
Overtime J&T							£14,942.17														£14,942.17										
Overtime TWWM	£19,534.13						£19,534.13							£19,534.13								£19,534.13							£19,534.13		

December	£97,612.40
January	£411,522.58
February	£430,404.19
March	£476,518.92
Total	£1,416,058.09

BIRMINGHAM CITY COUNCIL

Delegated Authority Report

Report to:	Business Continuity Strategic Group
Report of:	Business Continuity Tactical Group
Date of Decision:	20th January 2025
SUBJECT:	APPROVAL OF THE PROPOSED CONTINGENCY ARRANGEMENTS TO MITIGATE THE IMPACT OF BLOCKADING OF DEPLOYMENTS DEPOTS BY 'PERSONS UNKNOWN'.

1. Purpose of report:

The Council has established Business Continuity Arrangements to manage the industrial action within Waste Services. This report seeks to outline the proposed contingency plan should those employed in placements with the City Council from the Job and Talent agency decide to take industrial action.

2. Decision(s) recommended:

Approve the proposed contingency plan

Lead Contact Officer(s):	Chris Smiles
E-mail address:	Christopher.smiles@birmingham.gov.uk

3. Relevant background:**3.1 Background**

The City Council secured an interim injunction against *Unite the Union* in May 2025. By securing this injunction the Authority had prevented the Union from blockading the deployment depots, which in turn meant vehicles could deploy safely and residents waste continued to be collected in a timely manner.

However, whilst *Unite the Union* have been prevented from blockading, the injunction does not prevent 'persons unknown' from blockading, and since November 2025, the Service has been experiencing varying degrees of blockading which has culminated in, as a minimum, 3 blockades a week targeting at least two of the depots on each occasion.

3.2 Police Engagement

Having met with West Midlands Police they had advised that all protests need to be allowed for a minimum of three hours in accordance with *Ziegler* law. They agreed, on the 13th January 2026, that they would look to ensure all vehicles are deployed as quickly as possible once the three hours had concluded. Unfortunately, deployment is currently taking on average four hours as the police have been unable to enforce safe deployment following the three-hour protest.

3.3 Anticipated Waste Profile

Given that deployment is now taking circa four hours, and given that operational intelligence suggests that there will be a minimum of 6 blockades a week, then the anticipated impact is:

- Average tonnage per day = 1,300
- Maximum number of vehicles per day = 96
- Average tonnage per vehicle = 13.54

- Number of working hours = 7.13
- Tonnes per hour = 1.90
- Average number of vehicles deployed per depot = 32
- Average lost operating hours per depot = 4
- Total projected tonnage uncollected per day = 486
- **Total projected uncollected tonnage per week = 1,458**

4. Contingency Plan:

4.1 Deployment of additional resources identified through operational efficiencies

One of the five principles around which the new Street Scene is built is *operational efficiency*. The Waste operational management team has undertaken has, through, an efficiency review, managed to reduce the collection model **by 9 rounds**. Rather than release this resource, from Tom Whites it is proposed that the crews are used as reactionary crews, deployed to support whichever depot has been blockaded.

Utilising this resource will release the capacity to collect 609 tonnes per week.

4.2 Utilising weekend overtime

Across the four collection depots up to 40 crews can be mobilised to work on Saturday and Sunday, however legislation dictates that only half of these crews can work on the weekend.

Utilising this resource will release the capacity to collect 271 tonnes per week.

4.3 Increase operational capacity

Whilst the above options help mitigate the impact of blockading they do not provide the additional collection capacity needed to prevent a back log of waste and therefore it is also proposed that the operational capacity of the service is increased by recruiting, on a fixed term contract, into those roles that have become vacant through the *Voluntary Redundancy* process. Recruiting into these roles, whilst maintaining the agency numbers, allows the Council to increase the overall operating model.

These roles will be recruited into on a phased basis, 20 drivers and 40 loaders in each phase, so that the impact can be assessed, (there is a risk this tactic increases capacity on the picket line).

It is acknowledged that recruitment is a timely process, it is therefore proposed that in order to provide short-term cover the Tom Whites capacity is increased from 25 to 35 collection crews. However, the service that is being offered by Tom White's is challenging and therefore, as part of the increase in collection capacity, the Council will also be looking to provide a more focused contract management approach which embeds the right cultures and the behaviours.

Increasing Tom White's capacity on a permanent basis is not a long-term solution, the current costs are circa £7,500 a week per crew. It should also be noted that triggering the mechanism within the contract to increase capacity requires 2 weeks' notice and as such there may be a **small amount** of disruption whilst the crews mobilised.

Utilising the Tom Whites resource will release the capacity to collect 677 tonnes per week.

Utilising the increased operating model, 20 rounds, will release the capacity to collect 1,353 tonnes per week.

4.4 Introduce further fly tipping crews

The original contingency plan that was developed to respond to industrial action proposed to redeploy Street Scene resources in accordance of priority.¹ A further means of responding to the blockading would be to redeploy the additional fly tipping crews, currently being undertaken by Smart Solutions placements and utilise them to undertake a deep cleanse in targeted areas.

4.5 Provide capacity into the Energy for Waste facility for key housing partner

During the first period of blockading Street Scene made provision to provide key partners access to the Energy for Waste facility at their cost. This access was withdrawn once the injunction was in place in June 2025. Following the withdrawal of the service *Midland Heart Housing* has approached the City Council and highlighted that there has been a significant increase in fly tipping on their land since the period of industrial action commenced. Whilst it is not possible to draw a direction correlation between industrial action and the increase in fly tipping, as the Street Management transformation project demonstrates, it would damage the relationship with a key service provider if we did not try to adopt a collaborative approach. It is therefore proposed that the City Council funds up to a maximum of 370 tonnes disposal over a 12-month period as a recognition of the increase in fly tipping generated during 2025-26:

Additional flytipped tonnage as per Midland Heart data = 448 tonnes

Additional tonnage as per historic data showing annualised increase in fly tipping = 78 tonnes

Extra fly tipping tonnage which may have been generated because of industrial action = **370 tonnes**.

Introducing these mitigating measures within the contingency plan will positively impact the waste profile:

Week Ending	25/1/26	1/2/26	8/2/26	15/2/26	22/2/26
Impact of blockade	1458	2036	2614	2515	2416
Impact of mitigation	880	880	1557	1557	1557
Balance	578	1156	1057	958	859

Week Ending	1/3/26	8/3/26
Impact of blockade	2317	2218
Impact of mitigation	1557	2233
Balance	760	(15)

5. **Compliance Issues:**

5.1 Are the recommended decisions consistent with the Council's Policies, Plans and Strategies?

The use of agency and overtime at weekends to support the City Council's response to industrial action is an established policy. Smart Solutions, the agency Waste Management is using, have been procured through a framework agreement with Plan B. Previous Delegated Reports authorised the use of this organisation to support the response to industrial action. Work is being currently being undertaken with procurement colleagues to audit compliance and assurance against Smart Solutions.

The use of Tom White's Waste Management to support the response to industrial action has previously been approved by the Waste Strategic Team.

5.2 Financial Implications

Utilisation of operational efficiencies - £ Funded within the existing operating model.

Weekend overtime:

¹ Waste Services Contingency Plan – Andrew Vaughan – Interim Street Scene Director

Tom White Waste Management – Weekend Working (estimated) £17,500

Birmingham City Council – Weekend Working (estimated) £13,500

Total (per weekend) - £31,000

Increase operational cover:

Tom White Waste Management – Four weeks only £311,585 (TBC)

Birmingham City Council – £ Funded within the existing operating model.

Introduce fly-tipping crews - £18,089 (per week)

Provide tipping capacity for Midland Heart Housing - £1,067 (per week)

Annualised impact: £2,919,697

5.3 Legal Implications

The contingency plan has been discussed with legal colleagues.

6. **Award Mechanism:**

6.1 Award Mechanism

The awarding mechanism of work to Tom Whites Waste Management has previously been ratified through the Waste Strategic Team, it has also been supported by a further legal review.

The awarding mechanism for Smart Solutions, although previously approved, is currently being reviewed in partnership with procurement.

6.2 Contract Management

The monitoring of deployment continues to be managed through a robust process which involves three approval levels.

7. **Evaluation of alternative option(s):**

The contingency plan has been developed in partnership with colleagues from *Industrial Relations*, *Human Resources* and *Commissioners* and has therefore had vigorous review and challenge prior to being approved.

8. **Reasons for Decision(s):**

The reason for the decision are clearly outlined within this report.

Signature/approval to adopt the Decisions recommended:

.....
Executive Director

Date.....

..... Date.....
Commercial & Procurement Director (or their delegate)

..... Date.....
Interim Director of Finance and Section 151 Officer (or their delegate)

..... Date.....
Interim City Solicitor & Monitoring Officer (or their delegate)



Unite For A Workers' Economy

25 January at 12:26 · 🌐



Cherrywood Road, Birmingham. [Shabana Mahmood](#)'s constituency. 6 months since [Birmingham Labour](#) leaders left the bin strike negotiations. Millions of taxpayer money wasted. Isn't it time to get back round the table and settle the bin strike?



👍👎 124

68 comments 8 shares

👍 Like

💬 Comment

➦ Share

View more comments



Unite For A Workers' Economy

25 January at 09:25 · 🌐

...

Clissold St, Birmingham. [Shabana Mahmood](#)'s constituency. Isn't it time [Birmingham Labour](#) leaders returned to negotiations to settle the bin strike?





35



Like



Comment



Share

9 comments 3 shares

View more comments

**Unite For A Workers' Economy**

24 January at 09:00 · 🌐

...

This footage was sent to us late last night by one of our leaders in the [#Ladywood](#) constituency, where we're told [Shabana Mahmood](#) was born & raised before she made a bit of loot and moved to a leafier enclave of North Birmingham.

We've advised him to send this footage on to Ms Mahmood to ask her if she could start doing more about fly tipping in Birmingham and less hounding WM police chiefs. We won't hold out breath though, our members are writing to all political figures in Brum and a reply referring to a statement made over six months ago seems a little dismissive to us. A lot has happened since then including [Birmingham Labour](#) ending negotiations.

She and her staff need to try much harder





Unite For A Workers' Economy

22 January at 12:45 · 🌐



🚩 Failure! [Birmingham City Council](#) [Birmingham Labour](#). This will not be forgotten at the ballot box.





Unite For A Workers' Economy

20 January at 11:39 · 🌐

...

6 months since Labour left negotiations. Over £33 million wasted by [Birmingham City Council](#) so far.

This is the mess they are creating.

Residents in North Edgbaston today are saying they want Labour to get back round the table and do a deal with the Brum bin workers.



👍👎 83

20 comments 11 shares

👍 Like

💬 Comment

➦ Share



Unite For A Workers' Economy

3 January at 14:59 · 🌐

...

🚩 [Birmingham Live](#) can somebody ask [Birmingham City Council](#) [Birmingham Labour](#) why they refuse to re-enter negotiations



Birmingham Live · Follow

... X

51m · 🌐

These are pictures of the scene in Bordesley Green on Thursday, as the bin strike continues.



Fly tipping has increased, with the long-running industrial action leaving families explaining that they now have no idea when their rubbish will be collected.



👍👎 38

24 comments 9 shares

👍 Like

💬 Comment

➦ Share

[Home](#) | [UK](#) | [World](#) | [Business](#) | [Culture](#) | [Politics](#) | [Health](#) | [Tech](#) | [InDepth](#) |[More](#)[BBC Verify](#) | [Climate](#)[England](#) | [Local News](#) | [Birmingham & Black Country](#)

Bin collections suspended because of 'mega-picket'



00:21

| A big pile of binbags in the street

Andy Giddings

West Midlands

30 January 2026

All bin collections have been suspended in Birmingham on Friday because of industrial action.

The city council said it had decided to suspend collections because it expected disruption at all of its depots due to a "mega-picket". It apologised for the

disruption and said it aimed to catch up at the weekend.

Some residents in the Hockley area of the city did not get a collection on Thursday either, the second week they had been missed, leaving two weeks worth of rubbish strewing the roads.

The council has been involved in a year-long dispute with members of the Unite union over pay and conditions.



Residents including Steven Message have spoken of their anger at the missed collections

The council asked people who were due a Friday collection to leave their bin out, so the rubbish could be collected as soon as possible.

Brookfield Road in Hockley does not have wheelie bins, due to bin lorries not being able to access all of the homes, so residents are asked by the council to put their bin bags out onto the pavements on Wednesday evenings so they can be collected on Thursday.

But the street has not seen a collection for two weeks, leaving piles of bags blocking the pavements and seeing residents being forced to walk in the road.

'I'm one of Birmingham's striking binmen - I work in a pub to make ends meet'



3 days ago

MPs call on Starmer to bring an end to bin strike



3 days ago

Why are Birmingham bin workers on strike?



17 November 2025

Unite is in dispute with Birmingham City Council over several changes the local authority is making, including getting rid of a job role within the refuse operation and cutting another role's pay.

The council said it was "forging ahead" with transformation of the waste service, which needed improvement.

Unite claims that the council is now refusing to negotiate, but the local authority maintains the union has rejected "fair and reasonable" offers.

Earlier in the week, the city council reported that protesters were blocking the entrances to its depots, causing delays to departing bin lorries.

In some areas of the city, bins have not been emptied for a second week in a row, causing rubbish to build up on pavements.



GABRIEL BONONI

| The piles of waste in Hockley now block the pavements so residents have to walk in the road

A group called Strike Map, which records the locations of strikes around the country, said it had co-ordinated the day of action.

It said it expected thousands of trade unionists to visit the city for the pickets.

The co-founder of Strike Map, Henry Fowler, said there would be more co-ordinated pickets until the strike was resolved.

Get in touch

Tell us which stories we should cover in Birmingham and the Black Country

[Contact form](#)

Follow BBC Birmingham on [BBC Sounds](#), [Facebook](#), [X](#) and [Instagram](#).

Related topics

[Waste management](#)

[Birmingham](#)

[Birmingham City Council](#)

[Birmingham bin strike](#)

More on this story



Residents protest and call for end to bin strike

4 days ago



Bin strike reaches one-year mark with no end in sight

6 January

Related internet links

[Unite](#)

[Birmingham City Council](#)

Wednesday 17th September 2025

Daily Operational Sit Rep

8:30am morning update:

1. Morning deployment from depots:

Atlas and support depots: 38 vehicles deployed from Atlas and alternative depots; this includes 4 Trade vehicle. 11 Coventry crews deployed.

There is no official picket at the depot this morning however there were approximately 30 protestors at the Kings Road entrance to the depot.

In addition to these protestors, there were approximately 8 activists wearing face masks at the crossroad junction of Redfern Road, Kings Road and Rushey Lane blockading the refuse vehicles from proceeding. The protestors dispersed at 8:00am. Whilst Police were onsite, we are still awaiting a debrief in regard to how the situation was handled. From viewing the vehicle footage, it would appear that the Police instructed BCC vehicles to move off the highway and not block oncoming traffic, however they continued to allow the protestors to maintain their blockade. BCC are keen to meet with WMP so they can ensure a fair and transparent approach to Policing was shown to both sides.

Smithfield: 32 vehicles deployed and 3 crews from Coventry.

There are no pickets or protestors at Smithfield Depot. There is 1 official picket at Lifford Lane depot this morning, although none of them were wearing hi-vis. There are approximately 30 individuals behind the fenced off areas outside of Lifford Lane Depot. This information is based on manager's morning observations and can be subject to change throughout the day.

Perry Barr: 23 vehicles deployed. 10 contractor crews from Coventry.

There is no official picket at the depot this morning. There are approximately 30 protestors at Perry Barr Depot behind the fenced off area. There are no other individuals present at the depot this morning outside of official picket/fenced off area. This information is based on manager's morning observations and can be subject to change throughout the day.

**Total number of waste collection vehicles deployed today so far: 9
BCC vehicles including 4 Trade and 24 for Coventry; 115 in total.**

1 x MHRC running seven days a week.

2. Opening hours of the Household Waste & Recycling Centres: continued extended opening hours in operation: Kings Norton 08.00 - 22:00 and other centres 07.00 until 21:00, 5592 slots available on weekdays and 4080 on weekends. Showing 39% booked for Wednesday 17th September and 23% for Thursday 18th September.

Data report for Tuesday 16th September 2025

How much waste has been collected by weight?

1216 tonnes collected at kerbside; 195 tonnes collected at HWRC.

Did we deliver the planned activity in the day?

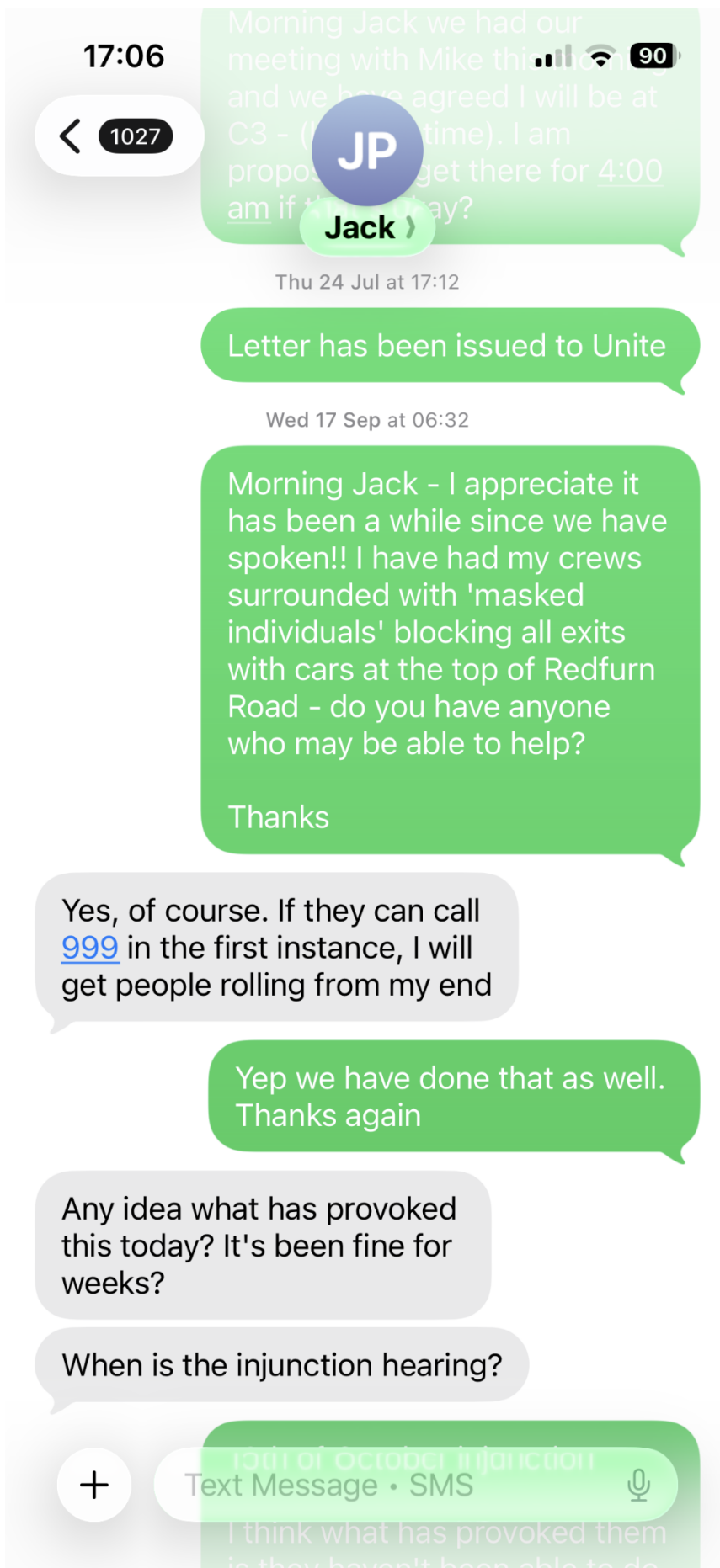
Yes, however the service is still behind with container collections.

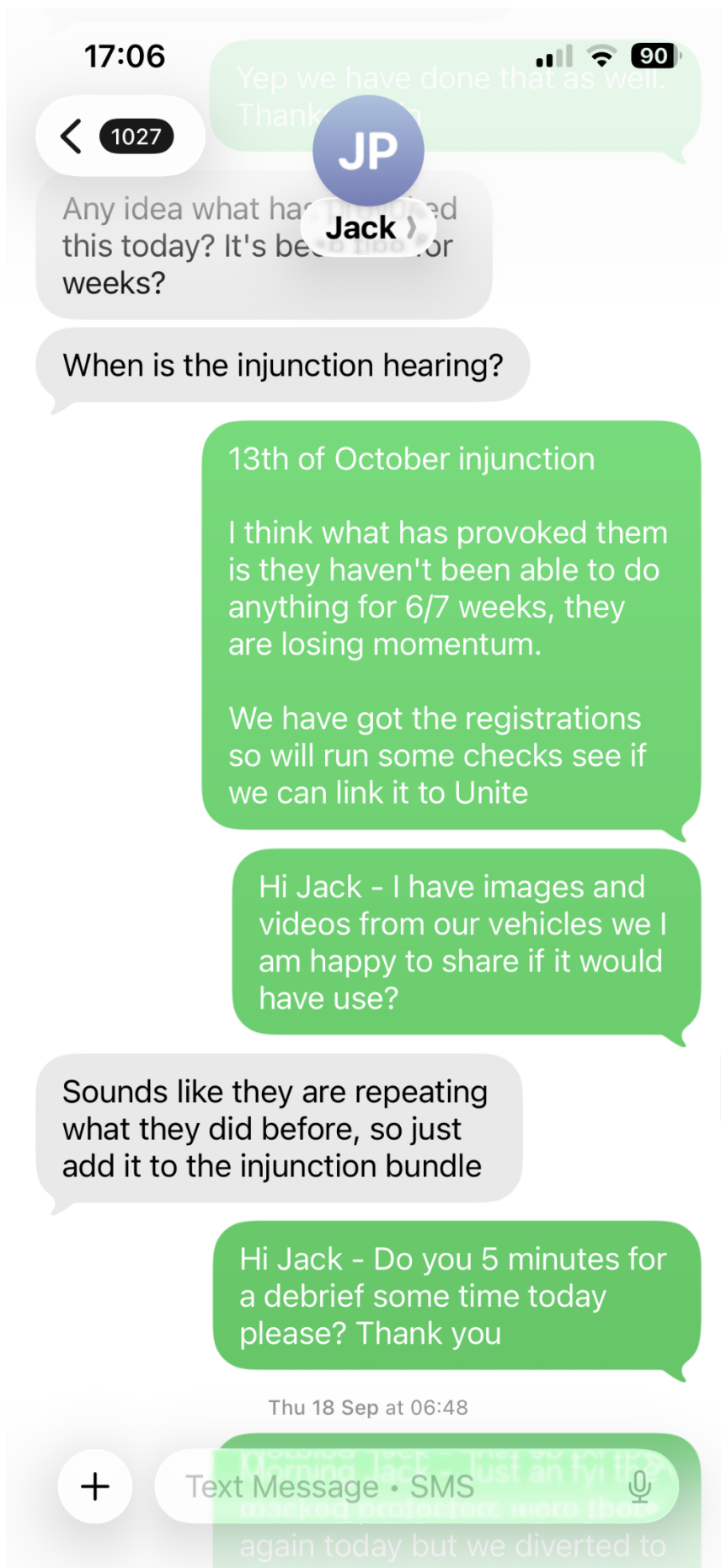
What is the overall level of residual waste?

95% of scheduled collections (Tuesday 16th September) have been made.

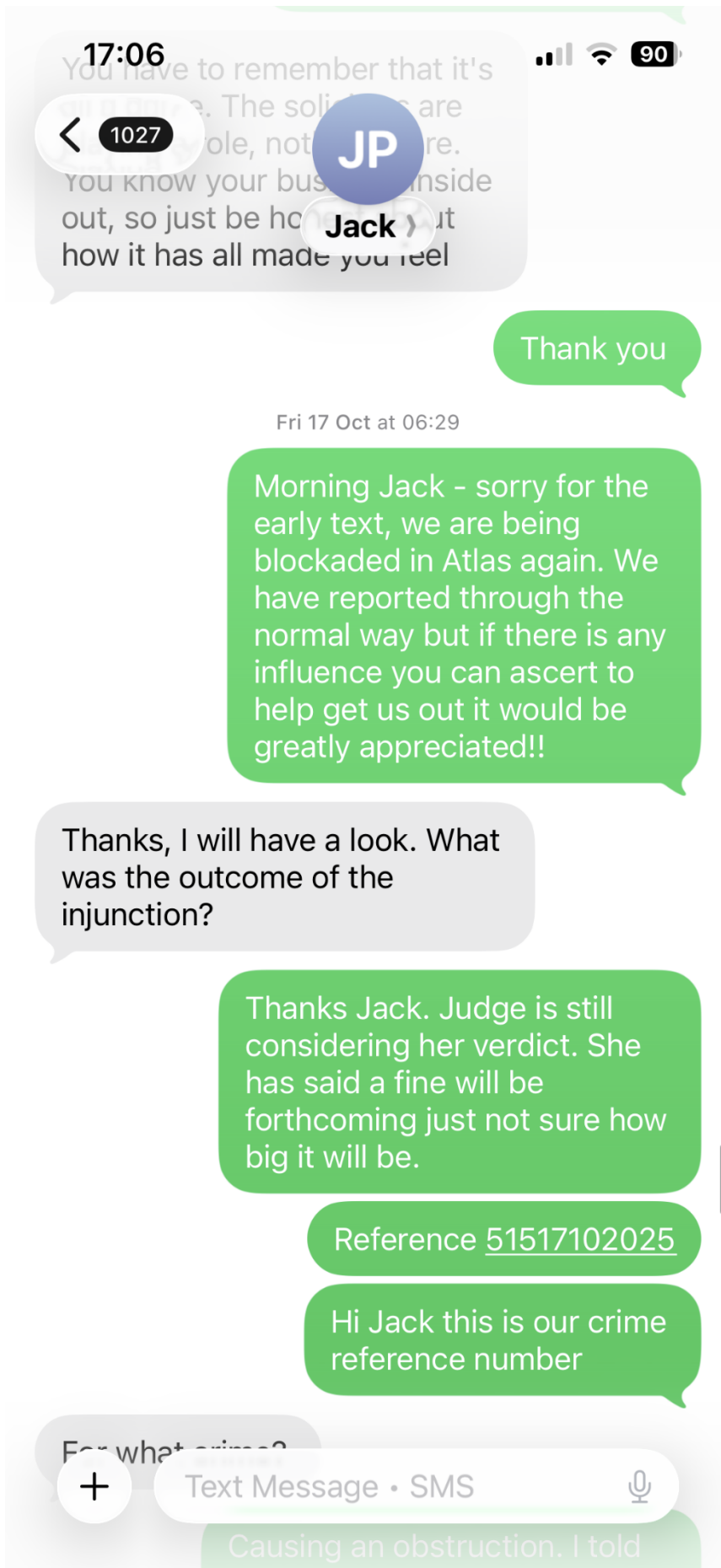
What are our deployment plans for tomorrow? **As follows –**

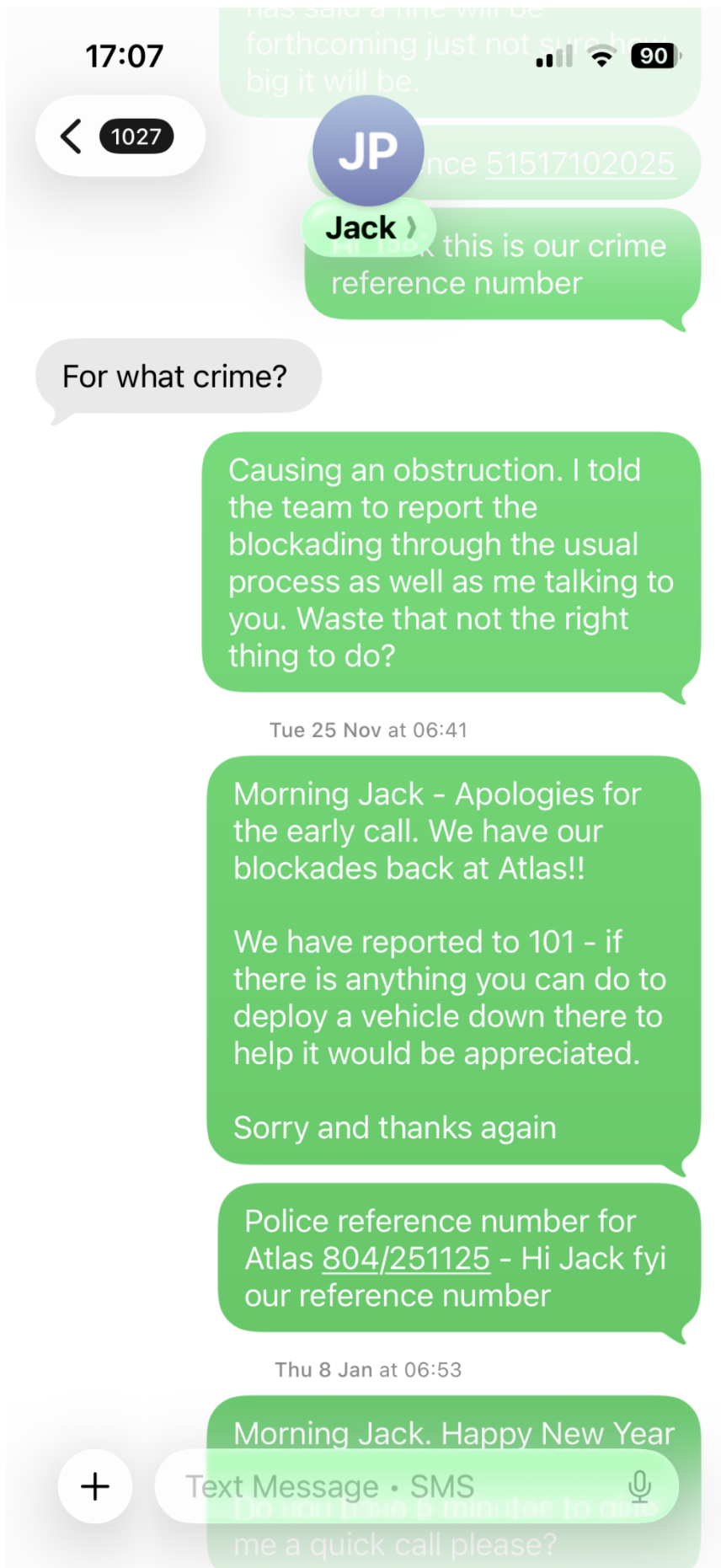
- **Atlas 41 vehicles**
- **6 Trade vehicles, contractor crews**
- **24 contractor crews – Coventry**
- **Lifford Lane/Smithfield: 33 vehicles**
- **Perry Barr: 23 vehicles**



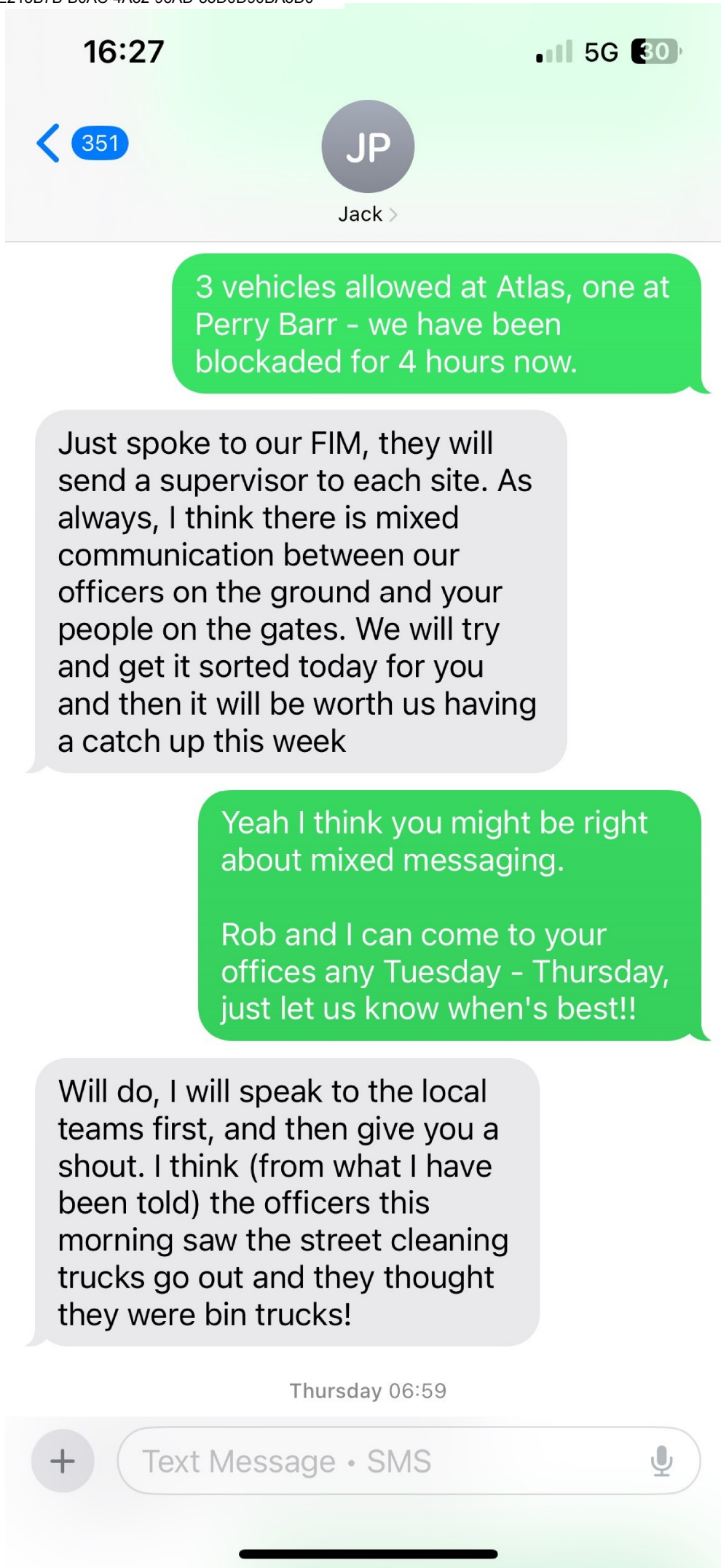


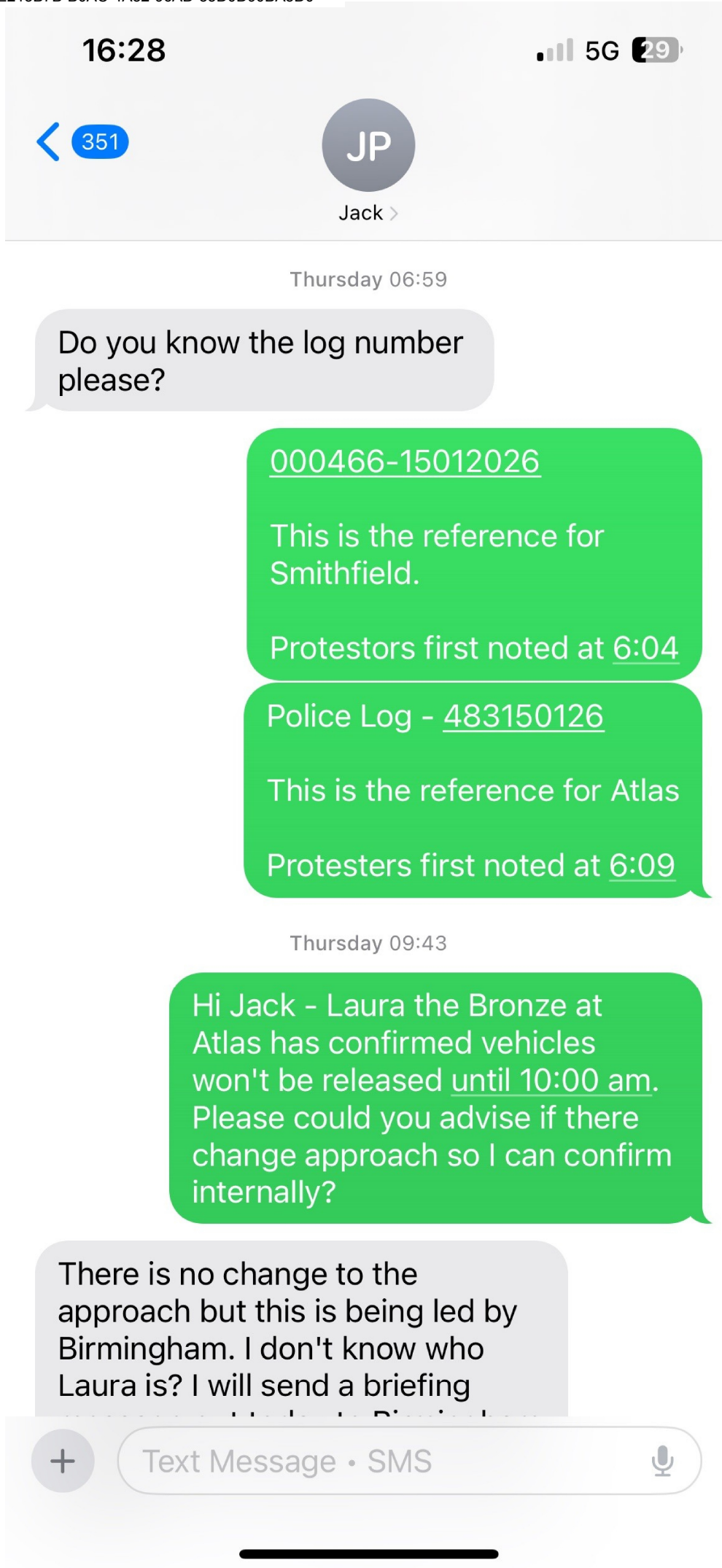


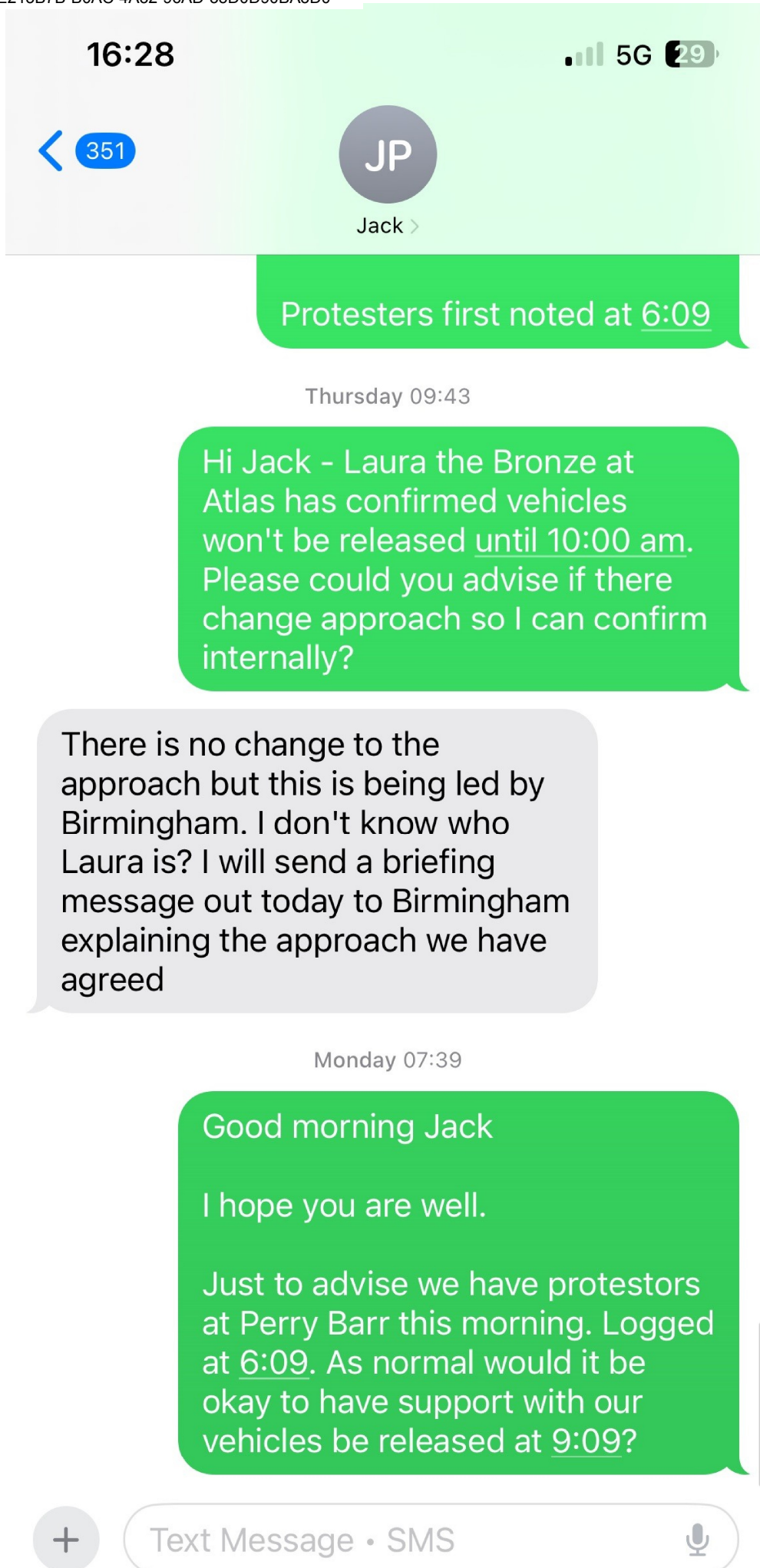












Yasmin Ahmad

From: Christopher Smiles <Christopher.Smiles@birmingham.gov.uk>
Sent: 15 January 2026 15:03
To: Natalie Smyth
Subject: FW: Blockading at Birmingham City Council Depot - 15th January 2026

Hi Natalie

Please can we get this commentary into the Sitrep tomorrow to reflect the policing response for the 15th?

Chris Smiles

Head of Waste Logistics & Collections
Street Scene Service
City Operations Directorate
Birmingham City Council, PO Box 2122 B3 3BU

07983 567911



OFFICIAL

From: Christopher Smiles
Sent: 15 January 2026 11:10
To: Jack Hadley <jack.hadley@westmidlands.police.uk>; 'Ian.parnell@westmidlands.police.uk' <ian.parnell@westmidlands.police.uk>
Cc: Robert Edmondson <Robert.Edmondson@birmingham.gov.uk>
Subject: Blockading at Birmingham City Council Depot - 15th January 2026

Good morning gents,

I am conscious that there is a requirement within the Council to report daily deployment through the Sitrep report. As such I thought it might be useful to provide a summary and confirm how the blockade was managed today.

Blockading was reported at Smithfield depot at 06:04 and at Atlas Depot at 06:09. The incidents were immediately reported to via 111 and crime references were provided. The police response was swift and at both depots we police were on site within the hour.

At Smithfield the police managed to 'negotiate' with the protestors that vehicles would be allowed to leave every 15 minutes. The protestors adhered to this deal and allowed vehicles to leave every 15 minutes. Police remained on site until 09:00 whereby they facilitated the release of all vehicles in accordance with the Ziegler 'agreement' that protestors can only be on site for 3 hours.

At Atlas the police attended but were not able to negotiate the early release of the vehicles with the protestors. We asked if the vehicles could be released at 09:00 but the police advised they were not prepared to support this request and agreed with the protestors that vehicles would be released at 10:00 as the protestors had to leave at this time. I did escalate the situation and explain I had agreed the 3-hour timeline with Silver Command. Unfortunately, the police on site at Atlas were not prepared to support this request.

Any questions or concerns with my summary please do let me know.

Thank you

Regards

Chris Smiles

Head of Waste Logistics & Collections

Street Scene Service

City Operations Directorate

Birmingham City Council, PO Box 2122 B3 3BU

07983 567911



Yasmin Ahmad

From: Christopher Smiles <Christopher.Smiles@birmingham.gov.uk>
Sent: 19 January 2026 12:57
To: Deborah Carter-Hughes
Subject: FW: Blockading at Birmingham City Council Depot - 15th January 2026
Attachments: Memorandum of Understanding.docx

Chris Smiles

Head of Waste Logistics & Collections

Street Scene Service

City Operations Directorate

Birmingham City Council, PO Box 2122 B3 3BU

07983 567911



OFFICIAL

From: Christopher Smiles
Sent: 15 January 2026 15:02
To: 'Jack Hadley' <jack.hadley@westmidlands.police.uk>; 'Ian.parnell@westmidlands.police.uk' <ian.parnell@westmidlands.police.uk>
Cc: Robert Edmondson <Robert.Edmondson@birmingham.gov.uk>
Subject: RE: Blockading at Birmingham City Council Depot - 15th January 2026

Good afternoon gents,

Thank you for your time on Tuesday.

As promised please find attached a Memorandum of Understanding for how both parties will manage blockading at the City Council depots. Conscious that colleagues from West Midlands Police need an opportunity to review and comment on the document, however given the sensitivity around the subject could I ask that we aim to have the document agreed by close of business tomorrow?

Happy to discuss via a call if that would be more useful.

Thank you

Regards

Chris Smiles

Head of Waste Logistics & Collections
Street Scene Service
City Operations Directorate
Birmingham City Council, PO Box 2122 B3 3BU

07983 567911



From: Christopher Smiles
Sent: 15 January 2026 11:10
To: Jack Hadley <jack.hadley@westmidlands.police.uk>; 'Ian.parnell@westmidlands.police.uk' <ian.parnell@westmidlands.police.uk>
Cc: Robert Edmondson <Robert.Edmondson@birmingham.gov.uk>
Subject: Blockading at Birmingham City Council Depot - 15th January 2026

Good morning gents,

I am conscious that there is a requirement within the Council to report daily deployment through the Sitrep report. As such I thought it might be useful to provide a summary and confirm how the blockade was managed today.

Blockading was reported at Smithfield depot at 06:04 and at Atlas Depot at 06:09. The incidents were immediately reported to via 111 and crime references were provided. The police response was swift and at both depots we police were on site within the hour.

At Smithfield the police managed to 'negotiate' with the protestors that vehicles would be allowed to leave every 15 minutes. The protestors adhered to this deal and allowed vehicles to leave every 15 minutes. Police remained on site until 09:00 whereby they facilitated the release of all vehicles in accordance with the Ziegler 'agreement' that protestors can only be on site for 3 hours.

At Atlas the police attended but were not able to negotiate the early release of the vehicles with the protestors. We asked if the vehicles could be released at 09:00 but the police advised they were not prepared to support this request and agreed with the protestors that vehicles would be released at 10:00 as the protestors had to leave at this time. I did escalate the situation and explain I had agreed the 3-hour timeline with Silver Command. Unfortunately, the police on site at Atlas were not prepared to support this request.

Any questions or concerns with my summary please do let me know.

Thank you

Regards

Chris Smiles
Head of Waste Logistics & Collections
Street Scene Service

City Operations Directorate
Birmingham City Council, PO Box 2122 B3 3BU

07983 567911



Memorandum of Understanding – Management of industrial action at Birmingham City Council Street Scene Waste Department

The memorandum of understanding is designed to provide clear guidance as to how both parties will interact with each other when incidents of blockading by protestors are reported at the City Councils waste depots.

The three depots from which the City Council deploys waste collection operations are:

- Atlas Depot, 170 to 172 Kings Road, Tyseley, Birmingham B11 2AS
- Perry Barr Depot, Holford Drive, Birmingham, B42 2TU
- Smithfield Festival Site, Barford Street, Birmingham, B5 6AH

Waste collection operations are deployed from between 04:00 – 07:00. Whilst there can be some slight variation with collection crew numbers each day generally the following are deployed from each depot:

	Monday	Tuesday	Wednesday	Thursday	Friday
Atlas	40	40	40	40	40
Perry Barr	24	24	24	24	24
Smithfield	33	33	33	33	33
	97	97	97	97	97

Incidents of blockading

Should there be an incident of blockading **Birmingham City Council** will:

- Record the incident via 111
- Once recorded via 111 log the incident with the Silver Command for Operation Dusker
- Record the time the blockading commenced
- Record whom the group are, (should they identify themselves)
- Record identities of the individuals, (if they are provided)
- Record any threats that have been made by the protestors
- Record any comments that have been made by the protestors
- Provide copies of CCTV upon request

Should there be an incident of blockading **West Midlands Police** will:

- Respond to the 111 incident and deploy officers as soon as reasonably practicable

- Respond to the log with Silver Command and confirm that the response will be managed in accordance with the *Memorandum of Understanding*
- Ensure that once a maximum of three hours of blockading has occurred all operational vehicles are deployed within 10 minutes.

Should there be an incident of blockading **both parties commit to ensuring that:**

- All operational vehicles are deployed within, as a maximum **190 minutes** of the blockade commencing.
- The start time for the blockade will be taken from when Birmingham City Council contacts the police or when protestors are recorded on CCTV whichever is the earliest first record that there is a protestor on site.
- The City Council will provide evidence statements and/or CCTV to verify the time the blockade commenced should it be deemed necessary.