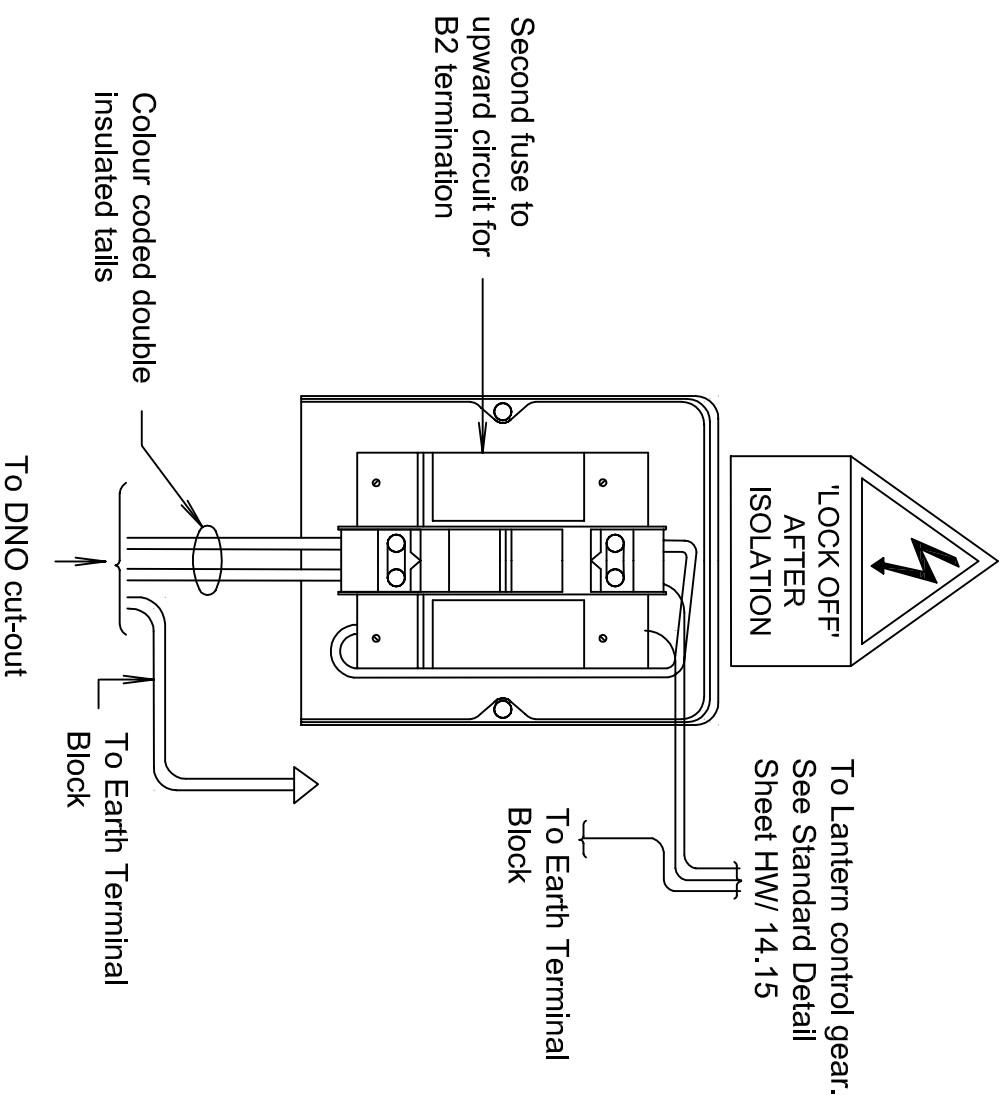
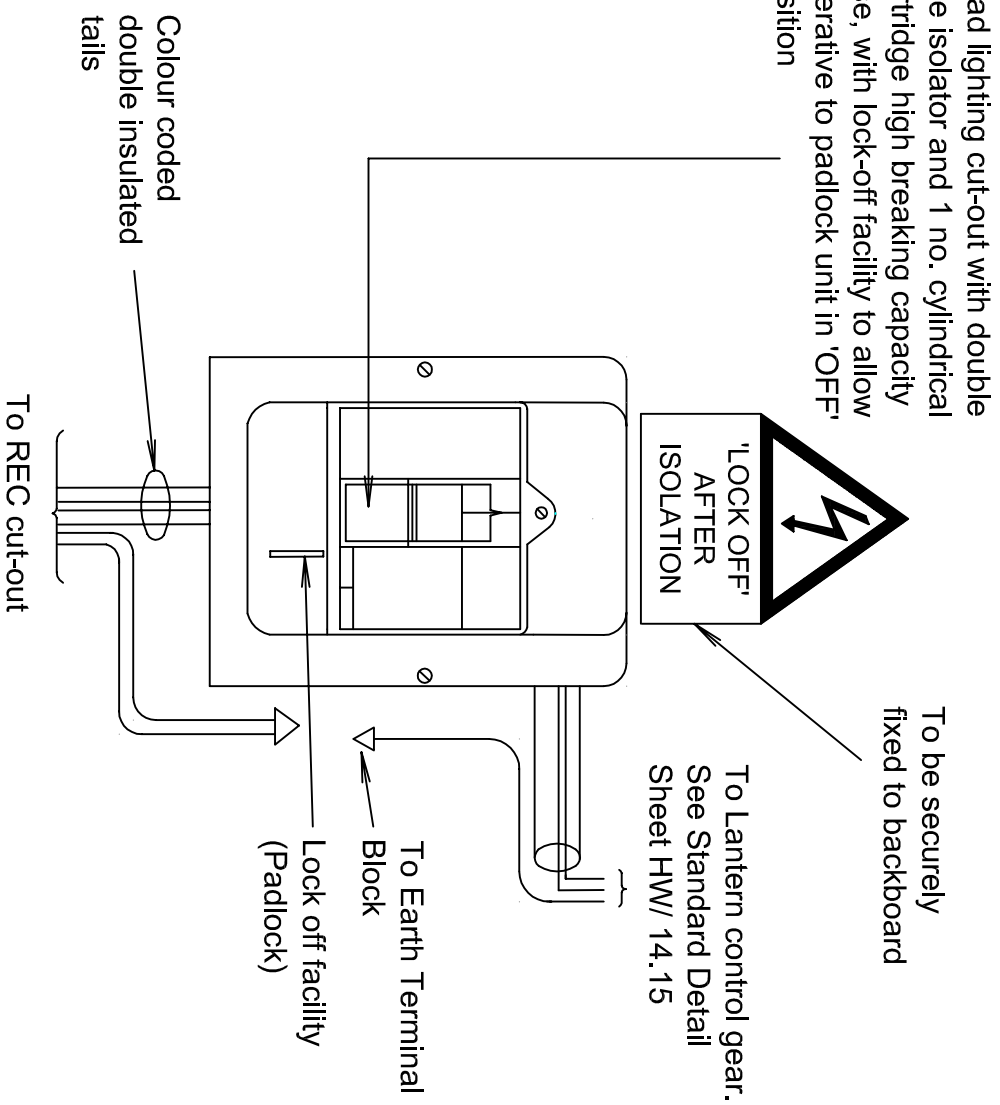


HIGHWAY WORKS DETAILS

VIEW WITH COVER REMOVED

Road lighting cut-out with double pole isolator and 1 no. cylindrical cartridge high breaking capacity fuse, with lock-off facility to allow operative to padlock unit in 'OFF' position



Electrical equipment and wiring in base compartment of lit sign unit or road lighting column


Installation:-

Where power supply to compartment is to be made by Distribution Network Operator (DNO)

A minimum area of 180mm deep x100mm wide shall be available on the backboard below this unit, to accommodate the DNO supply

Notes :-

1. This Standard Detail is to be read in conjunction with Standard Detail Sheet HW/14.02.



A3



SCHEME  
STANDARD DETAIL SHEETS



DRAWING  
TERMINATION OF CABLES IN  
BASE COMPARTMENTS  
TYPE B1 & B2

This detail is controlled by Birmingham City Council. Email - Transport.Projects@birmingham.gov.uk

DATE	REV.	DESIGNER	REVISIONS	DRN	PM	REVISION
2013	B	TE	DETAILS & FRAME AMENDED			DH
2010	A	TE	NOTES AMENDED			PAS
2007	-	TE	ORIGINAL DRAWING CREATED			NDM/BSF

DWG. No  
HW/14.06