

# CENSUS 2021 UPDATE

## SOMALI COMMUNITY HEALTH PROFILE

**16,971**

Residents identifying as Somali ethnicity living in Birmingham



**1.5%**

Proportion of residents who are Somali

**39.2%**

Growth since 2011 Census\*

\*May not be accurate as data only highlights change in first generation migrants

### POPULATION


Additional data for Somali ethnic group is not available, country of birth (Somalia) and national identity (Somali) used as an estimate.

### TOP 5 SOMALI WARD POPULATIONS\*:

\*As a % of the total Somali (identity) population

- 1 Alum Rock (7.8%)
- 2 Newtown (7.6%)
- 3 Sparkbrook & Balsall Heath East (7.4%)
- 4 Bordesley & Highgate (7.2%)
- 5 Small Heath (7.2%)

# DEMOGRAPHICS



**22%**  
18% national avg.

**UNDER 16S**

**73%**  
63% national avg.

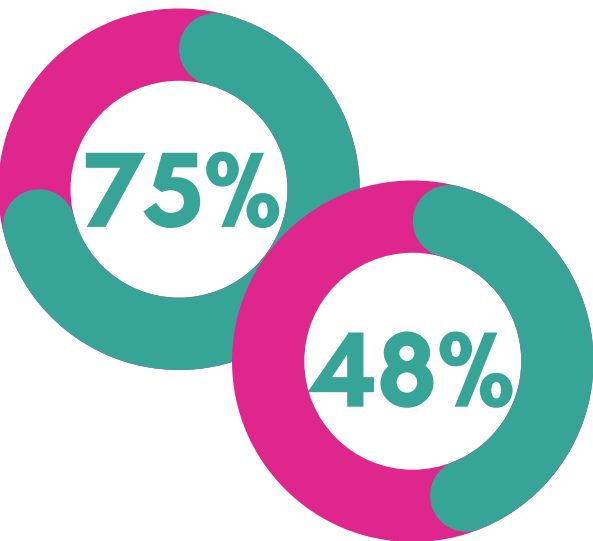
**WORKING AGE**

**5%**  
19% national avg.

**65 AND OVER**

Age data includes those with a Somali identity only.

75% of those nationally who were born in Somalia held a UK passport. Additionally, 14% had an EU member country passport. Only 48% of people with a Somali identity had a UK passport, and 23% had no passport.



## COUNTRY OF BIRTH

Nationally, 69% of people with a Somali only national identity were born in Somalia (15,629). 15% were born in England.

10,812 people in Birmingham noted Somalia as their country of birth.



## MIGRATION

From 2011 to 2021 around 18,875 people migrated to England and Wales from Somalia.



This is a decrease when compared with 2001 to 2011 (50,684).

# LANGUAGE, NATIONALITY & RELIGION

## LANGUAGE

47% of people born in Somalia speak English as their main language. 15% cannot speak English well or at all.



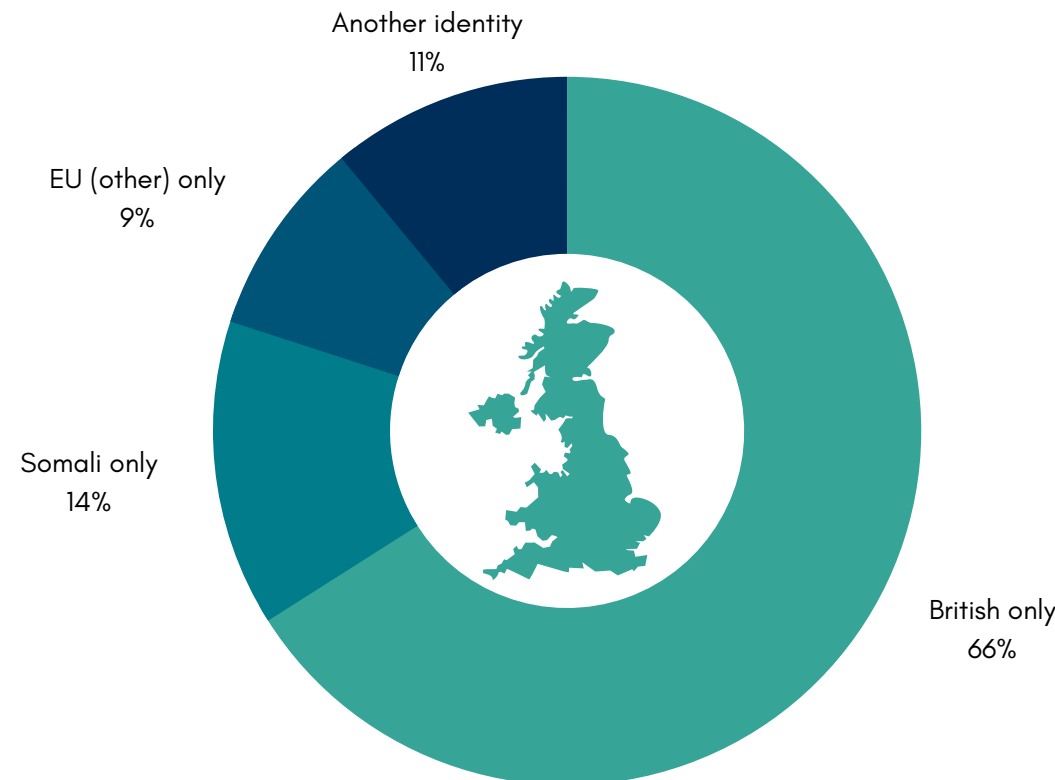
38% of people with a Somali national identity speak English as a main languages, 21% cannot speak English well or at all.



## NATIONAL IDENTITY

# 66%

Of people born in Somalia living in England and Wales identify themselves as British only. 3,003 people in Birmingham have a Somali only identity.




## RELIGION

- 94% Islam
- 4% Religion not stated
- 2% Christianity

# LIVING, WORKING AND LEARNING WELL

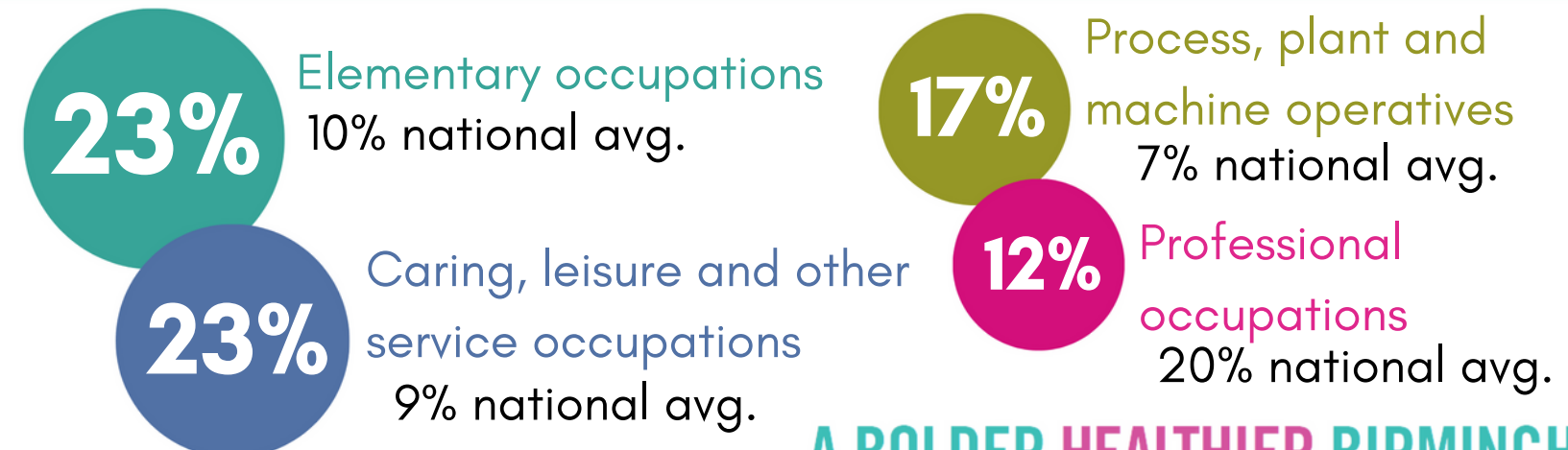
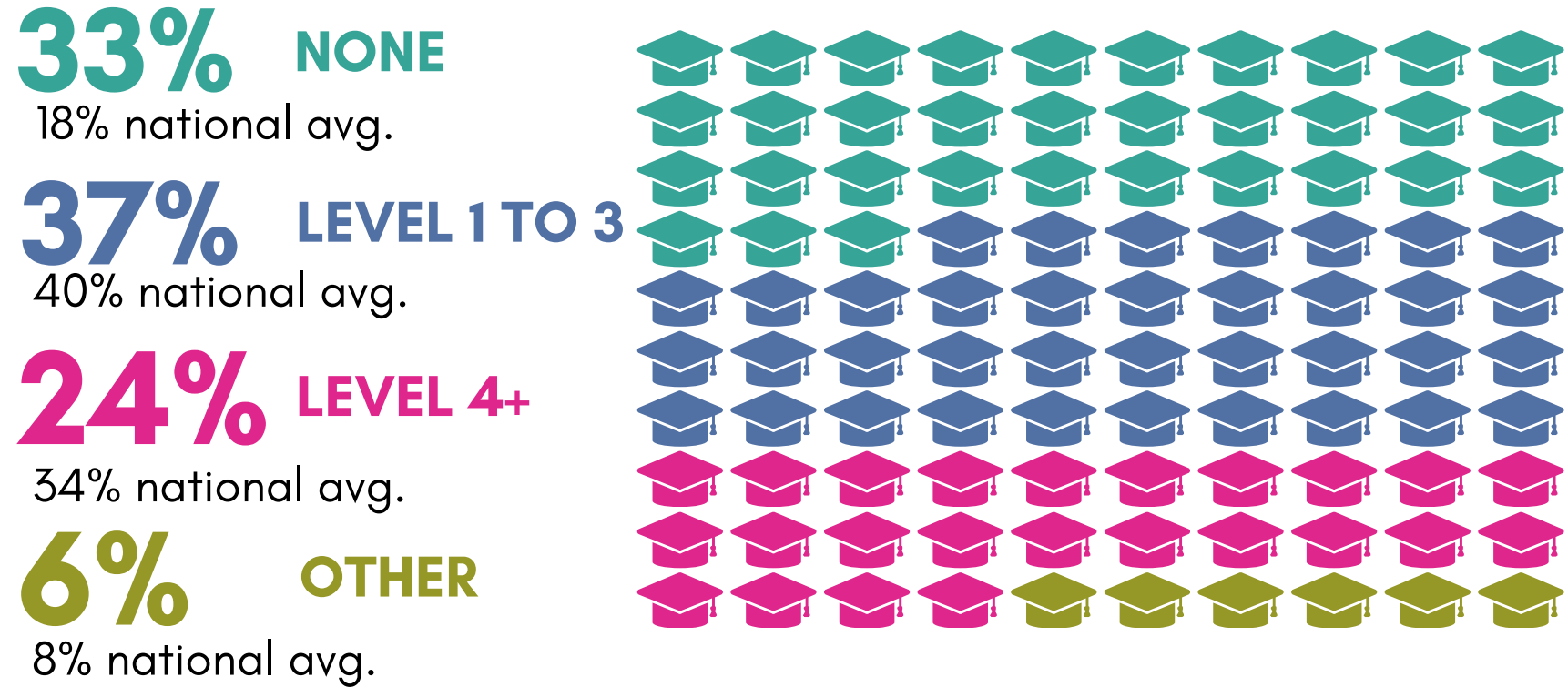
## ECONOMIC ACTIVITY

### BORN IN SOMALIA



**26%** Somali women economically inactive and looking after the home or family; England and Wales average was 5%.

## HIGHEST LEVEL QUALIFICATION



# LIVING, WORKING AND LEARNING WELL

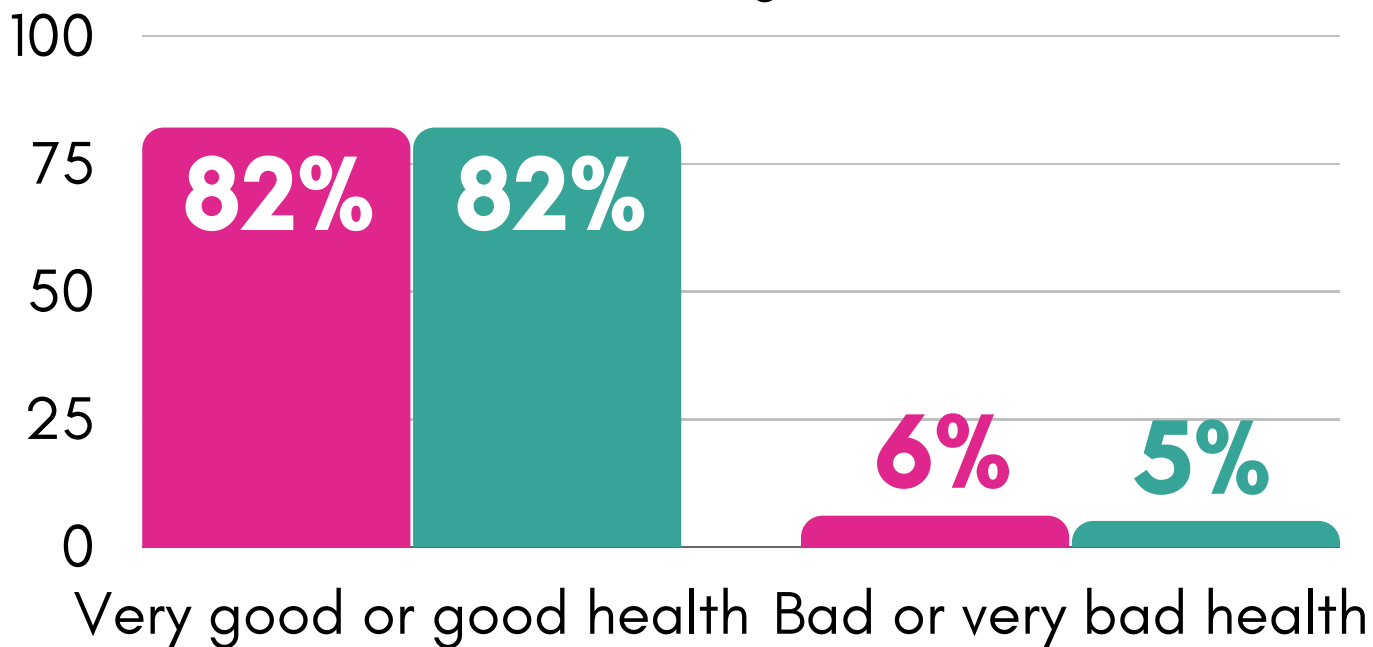
## DISABILITY

14%

Of those born in Somalia have a disability or long-term health condition (11% Somali identity and 18% all persons).

## GENERAL HEALTH

■ Somali-born ■ England and Wales



## TENURE



4% Owned

63% national avg. (3% Somali identity)

72% Social Rented

17% national avg. (62% Somali identity)

24% Private Rented

20% national avg. (35% Somali identity)

## OVERCROWDING

Household's accommodation having fewer bedrooms than required

49%

Of Somali-born households were classed as overcrowded (8% national avg, 53% Somali identity).



# DISCLAIMERS AND CONTEXT

## POPULATION LIMITATIONS

The census data is limited and **does not** give any information on the Somali population who:

- Were born in the UK and have a British national identity only.
- Were born in the UK and have a British **and** Somali national identity.



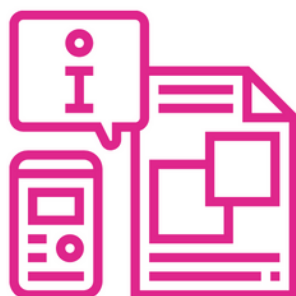
The census data therefore is not reflective of the entire Somali population.

## POPULATION SIZE ESTIMATES

The 2021 census was the first census which included a write in option for ethnicity for the 'Black African' ethnic group.



Some of the Somali ethnic group may have not provided an additional write in response.



Therefore, the number of people reporting being of Somali ethnicity is likely an underestimate.