

CENSUS 2021 UPDATE

PAKISTANI COMMUNITY HEALTH PROFILE

195,853

Pakistani residents living in Birmingham

17.1%

Proportion of residents who are Pakistani

35.4%

Growth since 2011 Census



63.4%


13,609 Pakistani people live in Sparkhill; nearly 7% of the whole community and 63.4% of the ward's total population.

TOP 5 PAKISTANI WARD POPULATIONS*:

*As a % of the total ward population

- 1 Sparkhill (63.4%)
- 2 Alum Rock (60.1%)
- 3 Ward End (56.7%)
- 4 Small Heath (50.8%)
- 5 Heartlands (50.5%)

DEMOGRAPHICS



31%

22% Birmingham avg.

**UNDER
16S**

64%

65% Birmingham avg.

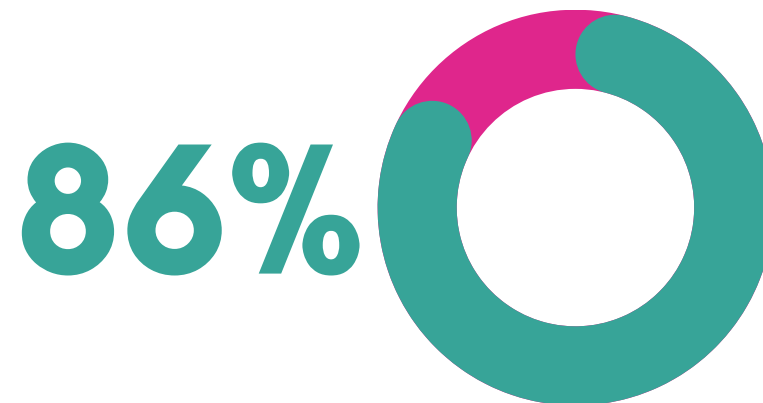
**WORKING
AGE**

5%

13% Birmingham avg.

**65 AND
OVER**

86% of those who identify as Pakistani in Birmingham hold a UK passport. Additionally, 7% have a Pakistan passport and 4% have no passport.



COUNTRY OF BIRTH

66% of the Pakistani community based in Birmingham noted the UK as the country of birth, compared to 62% in 2011.

67,449 people in Birmingham noted Pakistan as their country of birth.



MIGRATION

From 2011 to 2021, 18,664 Birmingham-based Pakistanis migrated to the UK.



This is an increase when compared with 2001 to 2011 (15,084).

LANGUAGE, NATIONALITY & RELIGION

LANGUAGE

78% of the Pakistani community speak English as a main language. This is compared to 84% of the Birmingham population. 9% cannot speak English well or at all.



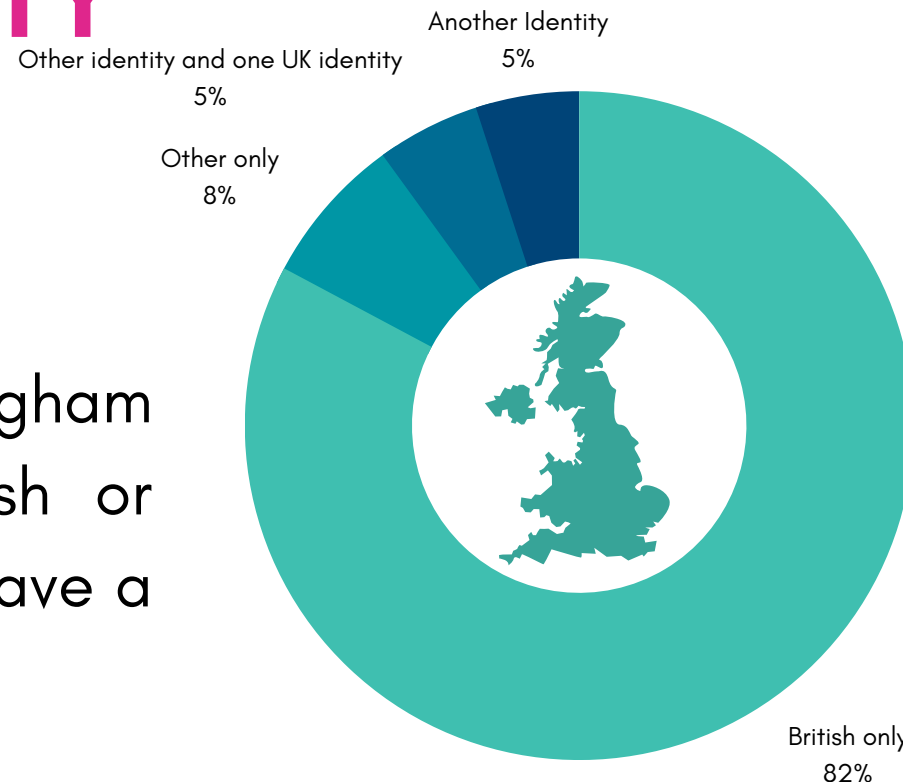
13% of the Pakistani community listed Urdu as their main language. 5% listed another South Asian language.



NATIONAL IDENTITY

82%

Pakistani people in Birmingham identify themselves as British or English only. 19,427 people have a Pakistani only identity.





RELIGION

- 94% Islam
- 5% Religion not stated
- 1% No Religion



LIVING, WORKING AND LEARNING WELL

ECONOMIC ACTIVITY



31% Of Pakistani women were economically inactive and looking after the home or family; Birmingham average (8%).

HIGHEST LEVEL QUALIFICATION

30% NONE
24% Birmingham avg.

41% LEVEL 1 TO 3
40% Birmingham avg.

24% LEVEL 4+
30% Birmingham avg.

5% OTHER
6% Birmingham avg.



17% Professional occupations
21% Birmingham avg.

15% Process, plant and machine operatives
9% Birmingham avg.

14% Elementary occupations
13% Birmingham avg.

12% Sales and customer service occupations
8% Birmingham avg.

LIVING, WORKING AND LEARNING WELL

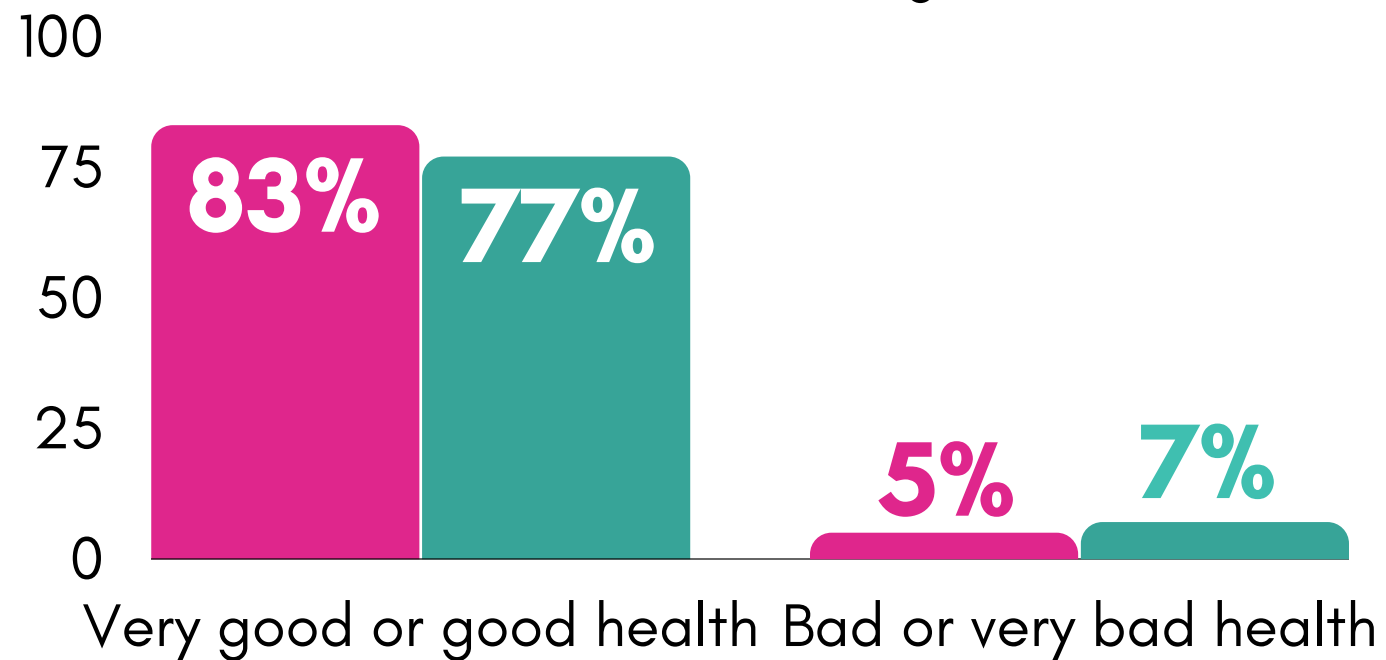
DISABILITY

13%

Of the Pakistani community have a disability or long-term health condition (20% Birmingham avg.).

GENERAL HEALTH

■ Pakistani ■ Birmingham



TENURE



69% Owned
54% Birmingham avg.

14% Social Rented
23% Birmingham avg.

17% Private Rented
23% Birmingham avg.

OVERCROWDING

Household's accommodation having fewer bedrooms than required

36% Of Pakistani households in Birmingham were classed as overcrowded (9% Birmingham avg.).