

# CENSUS 2021 UPDATE

## SIKH COMMUNITY HEALTH PROFILE

**33,126**

Sikh residents living in Birmingham

**2.9%**

Proportion of residents who are Sikh

**2.3%**

Growth since 2011 Census



**6,139**


In the 2021 Census, 6,139 people also cited Sikh as their ethnic group in Birmingham. This is 0.54% of the total Birmingham population.

### TOP 5 SIKH WARD POPULATIONS\*:

\*As a % of the total ward population

- 1 Handsworth Wood (24.8%)
- 2 Holyhead (18.9%)
- 3 Handsworth (15.2%)
- 4 Soho & Jewellery Quarter (8.9%)
- 5 North Edgbaston (8.5%)

# DEMOGRAPHICS



**19%**

22% Birmingham avg.

**UNDER  
16S**

**67%**

65% Birmingham avg.

**WORKING  
AGE**

**14%**

13% Birmingham avg.

**65 AND  
OVER**

82% of those who identify as Sikh in Birmingham hold a UK passport. Additionally, 11% have an Indian passport and 4% have no passport.

**82%**



## COUNTRY OF BIRTH

61% of the Sikh community based in Birmingham noted the UK as the country of birth, compared to 60% in 2011.

33% of Sikhs in Birmingham were born in Southern Asia.



## MIGRATION

From 2011 to 2021, 2,848 Birmingham based Sikhs migrated to the UK.



This is an increase when compared with 2001 to 2011 (1,972).

# LANGUAGE & NATIONALITY

## MAIN LANGUAGE

64% of the Sikh community speak English as their main language. This is compared to 84% of the Birmingham population.



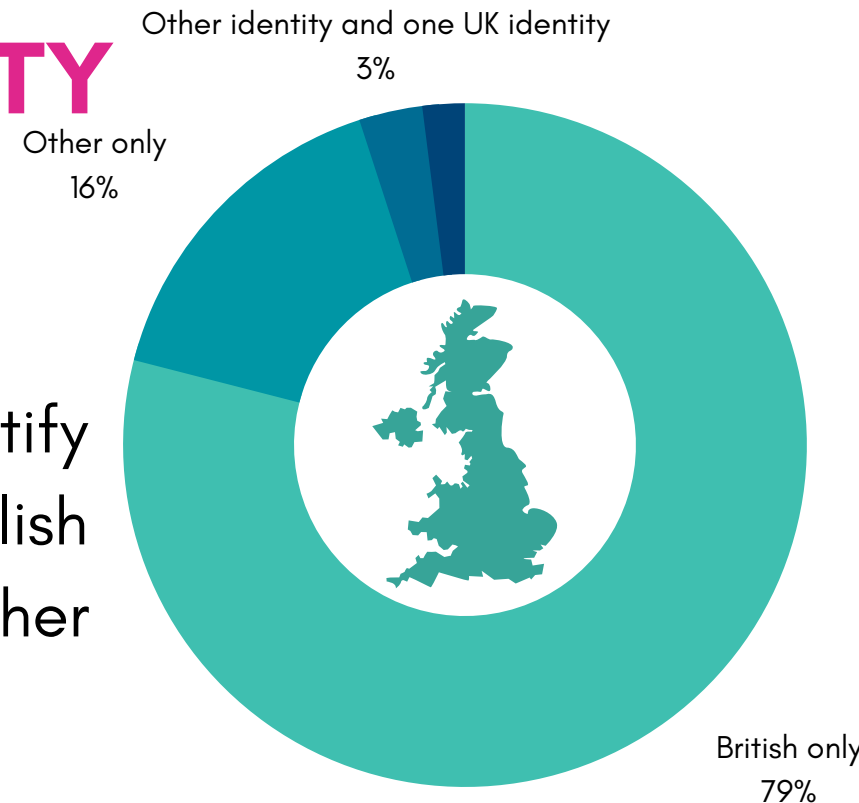
32% of the Sikh community (10,594) listed Panjabi as their main language.

64%

## NATIONAL IDENTITY

79%

Of Sikhs in Birmingham identify themselves as British or English only. 16% identify as another identity only.



## ENGLISH PROFICIENCY

Refers to population who do not have English as a first language



23% Can speak English well or very well

8% Cannot speak English well

2% Cannot speak English at all

# LIVING, WORKING AND LEARNING WELL

## ECONOMIC ACTIVITY



**4%** Of the Sikh population were unemployed; Birmingham average 6%

## HIGHEST LEVEL QUALIFICATION

**24%** NONE  
24% Birmingham avg.

**35%** LEVEL 1 TO 3  
40% Birmingham avg.

**35%** LEVEL 4+  
30% Birmingham avg.

**6%** OTHER  
6% Birmingham avg.



**23%** Professional occupations  
21% Birmingham avg.

**12%** Managers, directors and senior officials  
9% Birmingham avg.

**11%** Associate professional and technical occupations  
11% Birmingham avg.

**11%** Elementary occupations  
13% Birmingham avg.

# LIVING, WORKING AND LEARNING WELL

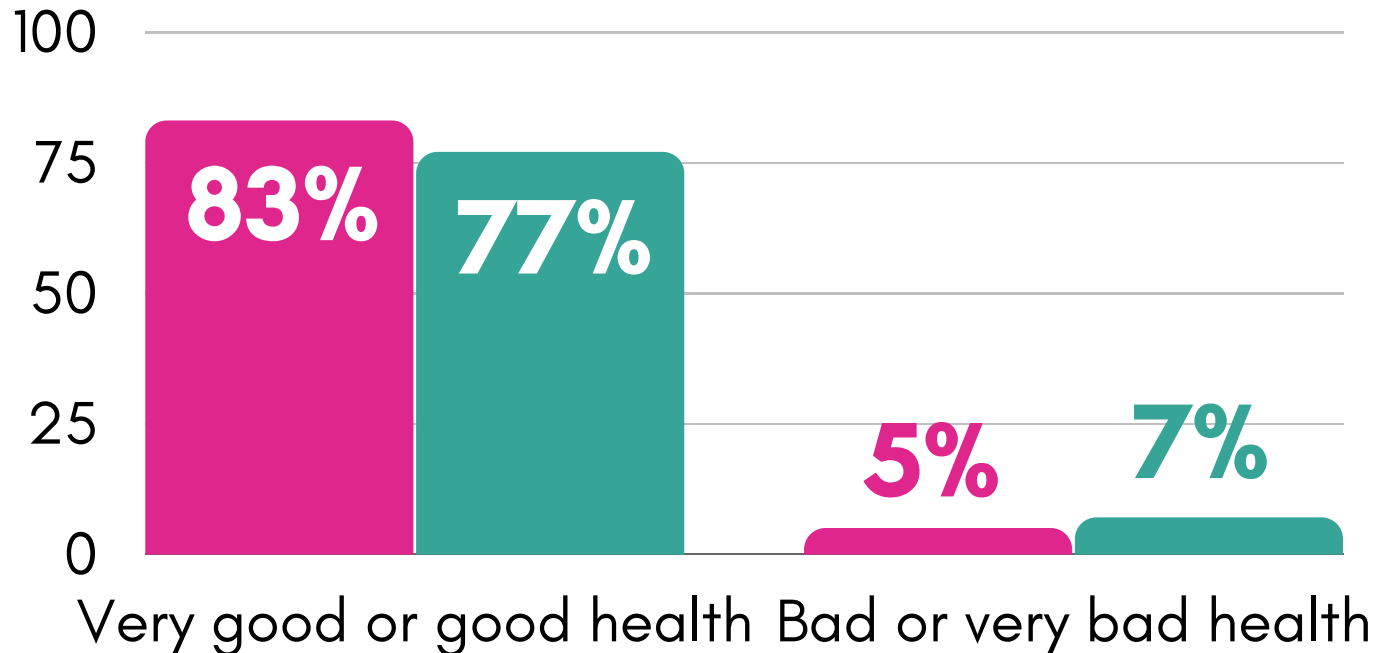
## DISABILITY

**12%** of the Sikh community have a disability or long-term health condition (20% Birmingham avg.).

## GENERAL HEALTH

Self-assessment of the general state of their health

■ Sikh ■ Birmingham



## TENURE



**80% Owned**

54% Birmingham avg.

**4% Social Rented**

23% Birmingham avg.

**16% Private Rented**

23% Birmingham avg.

## OVERCROWDING

Household's accommodation having fewer bedrooms than required

**16%** Of Sikh households in Birmingham were classed as overcrowded (9% Birmingham avg.).