

CENSUS 2021 UPDATE

NIGERIAN COMMUNITY HEALTH PROFILE

5,764

Residents identifying as Nigerian ethnicity living in Birmingham

0.32%

Proportion of residents who are Nigerian

75%

Growth since 2011 Census*

**May not be accurate as data only highlights change in first generation migrants*



POPULATION

Additional data for Nigerian ethnic group is not available, country of birth (Nigeria) and national identity (Nigerian) used as an estimate.


TOP 5 NIGERIAN WARD POPULATIONS*:

**As a % of the total Nigerian (identity) population*

- 1 Ladywood (10.5%)
- 2 North Edgbaston (6.0%)
- 3 Nechells (5.0%)
- 4 Soho & Jewellery Quarter (4.9%)
- 5 Edgbaston (4.4%)

All data refers to national population of residents born in Nigeria unless otherwise stated

DEMOGRAPHICS



15%
18% national avg.

UNDER 16S

82%
63% national avg.

WORKING AGE

3%
19% national avg.

65 AND OVER

Age data includes those with a Nigerian identity only.

49% of those nationally who were born in Nigeria held a UK passport. 39% had a "Central and West African" passport. Only 8% of people with a Nigerian identity had a UK passport, 82% had a Nigerian passport.



COUNTRY OF BIRTH

Nationally, 89% of people with a Nigerian only national identity were born in Nigeria (90,172). 6% were born in England.

5,946 people in Birmingham noted Nigeria as their country of birth.



MIGRATION

From 2011 to 2021 around 103,607 people migrated to England and Wales from Nigeria.



This is an increase when compared with 2001 to 2011 (95,658).

A BOLDER HEALTHIER BIRMINGHAM

LANGUAGE, NATIONALITY & RELIGION

LANGUAGE

91% of people born in Nigeria speak English as their main language. 1% cannot speak English well or at all.



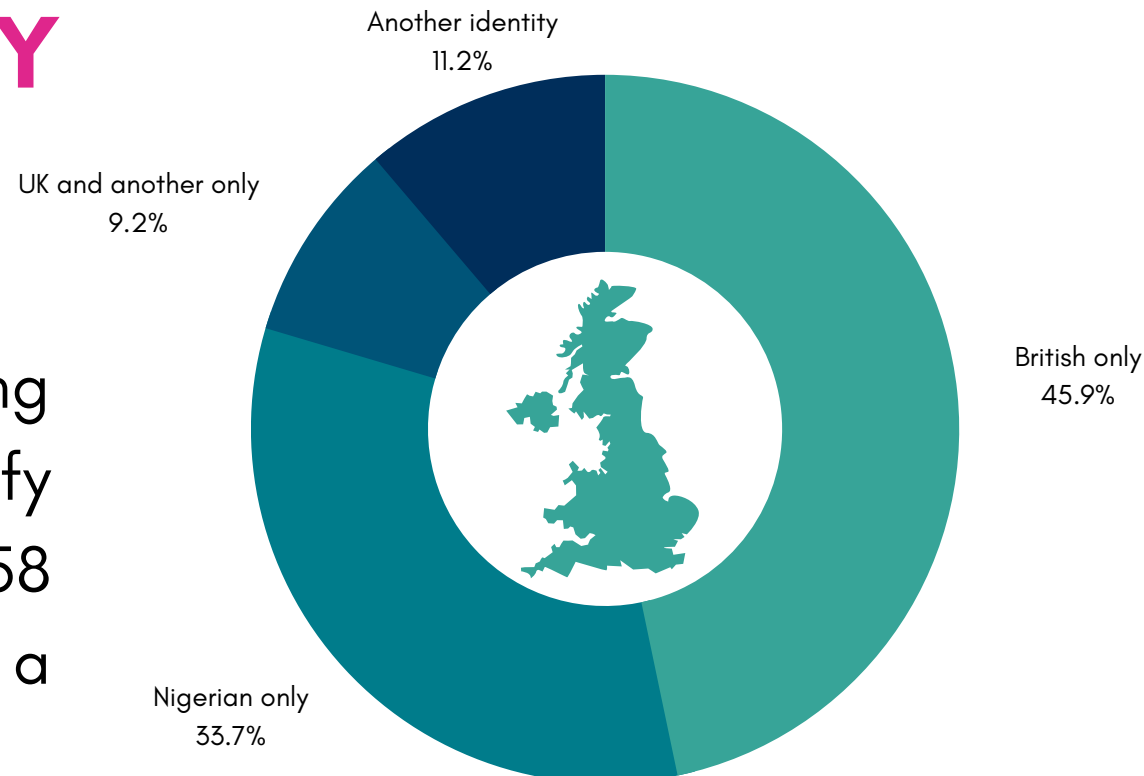
89% of people with a Nigerian national identity speak English as a main languages, 1% cannot speak English well or at all.



NATIONAL IDENTITY

45%

Of people born in Nigeria living in England and Wales identify themselves as British only. 2,758 people in Birmingham have a Nigerian only identity.



RELIGION

85% Christianity

9% Islam

4% Religion not stated

LIVING, WORKING AND LEARNING WELL

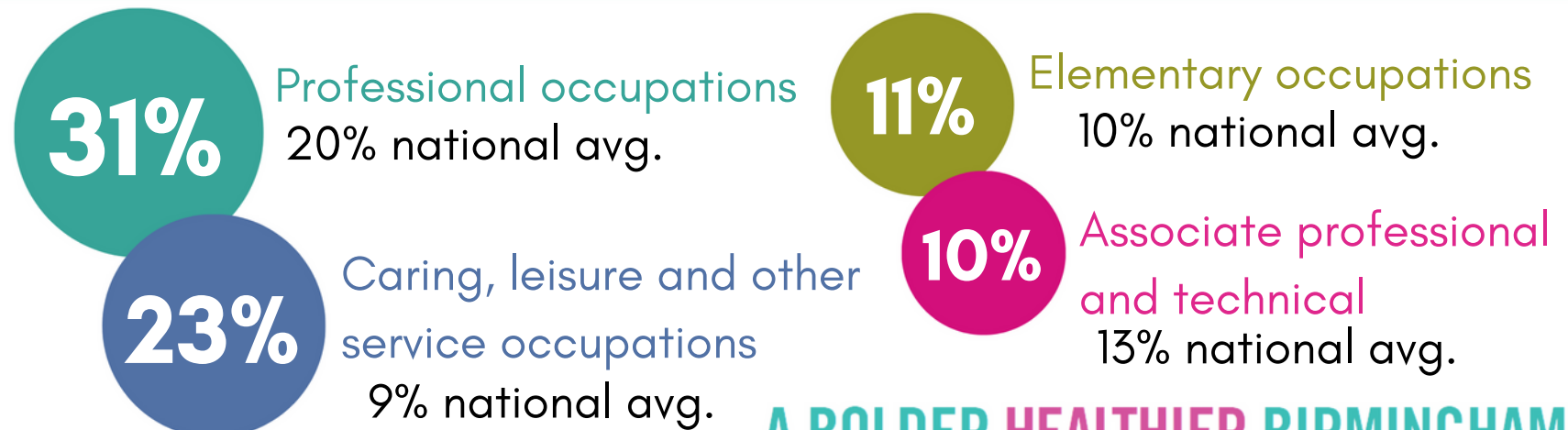
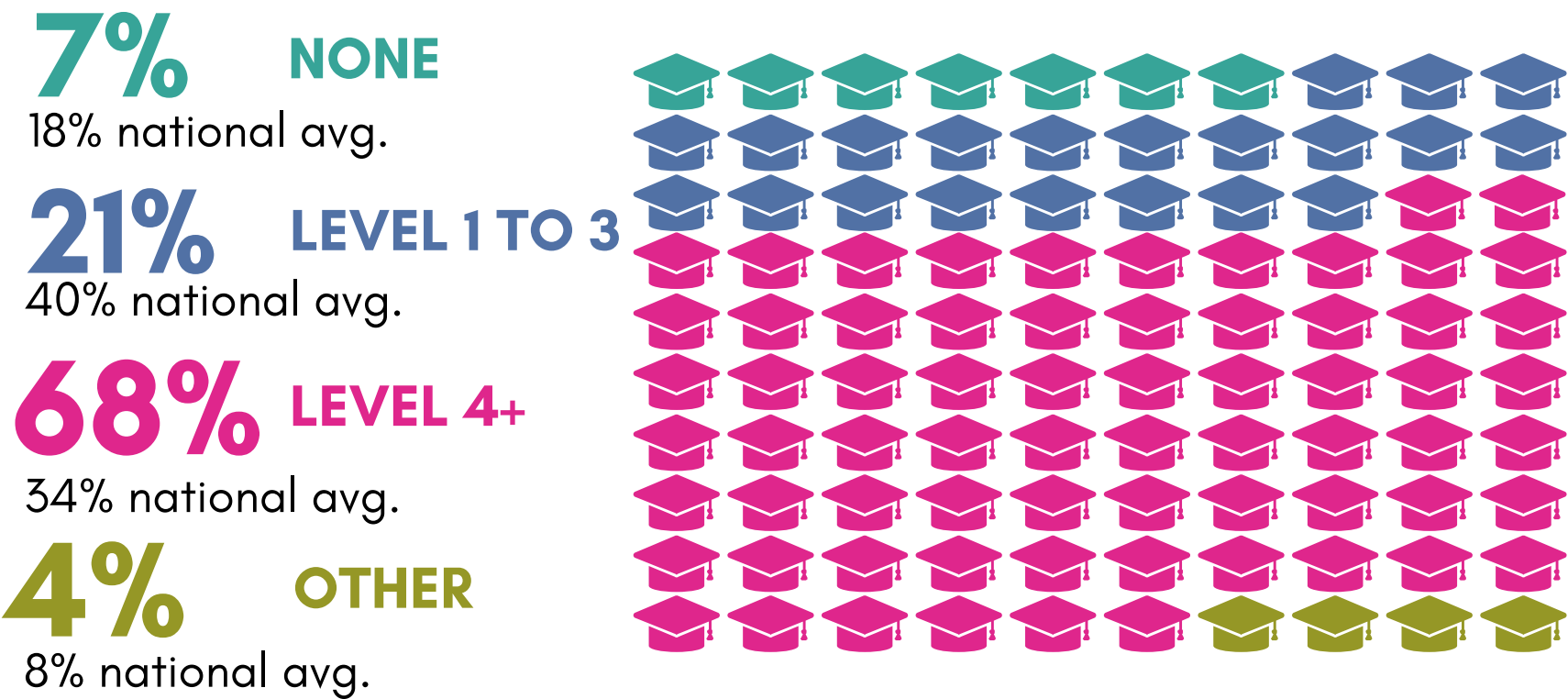
ECONOMIC ACTIVITY

BORN IN NIGERIA



12% Of residents in England and Wales with a Nigerian only identity are economically inactive students.

HIGHEST LEVEL QUALIFICATION



LIVING, WORKING AND LEARNING WELL

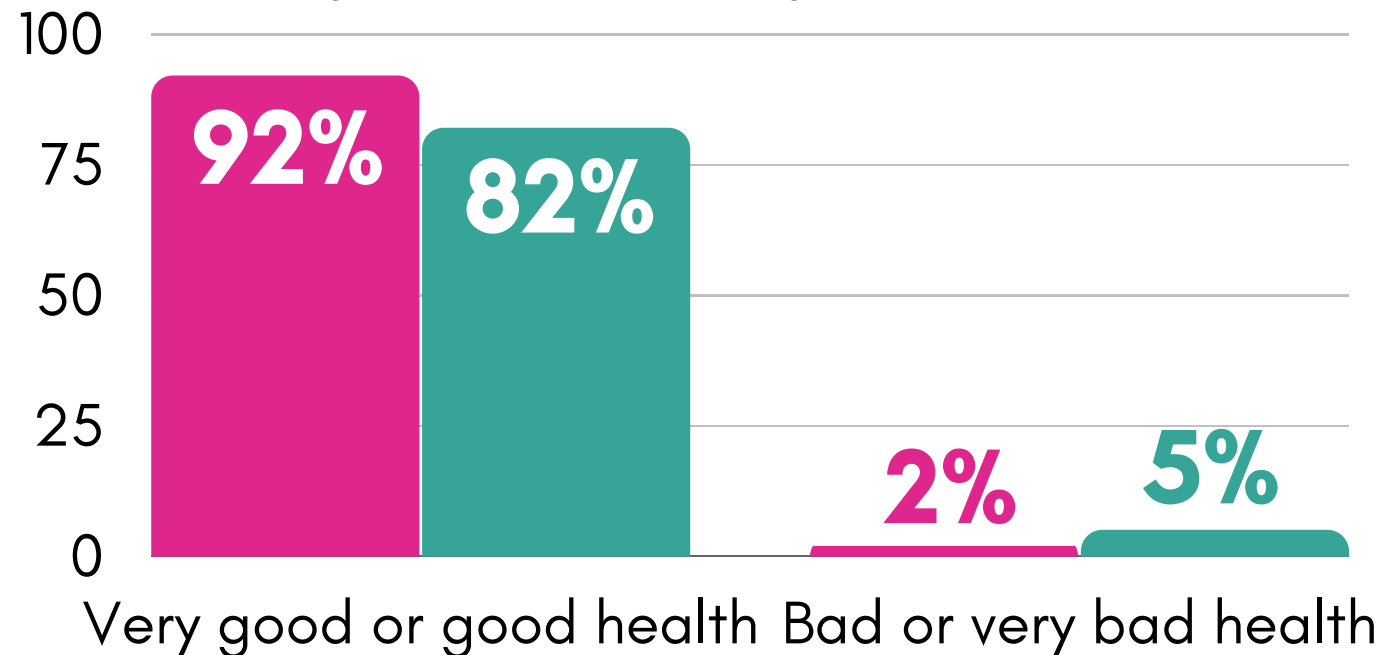
DISABILITY

8%

Of those born in Nigeria have a disability or long-term health condition (5% Nigerian identity and 18% national avg.).

GENERAL HEALTH

■ Nigerian-born ■ England and Wales



TENURE



33% Owned

63% national avg. (19% Nigerian identity)

25% Social Rented

17% national avg. (22% Nigerian identity)

42% Private Rented

20% national avg. (59% Nigerian identity)

OVERCROWDING

Household's accommodation having fewer bedrooms than required

23%

Of Nigerian-born households were classed as overcrowded (8% national avg, 27% Nigerian identity).



DISCLAIMERS AND CONTEXT

POPULATION LIMITATIONS

The census data is limited and **does not** give any information on the Nigerian population who:

- Were born in the UK and have a British national identity only.
- Were born in the UK and have a British **and** Nigerian national identity.



The census data therefore is not reflective of the entire Nigerian population.

POPULATION SIZE ESTIMATES

The 2021 census was the first census which included a write in option for ethnicity for the 'Black African' ethnic group.



Some of the Nigerian ethnic group may have not provided an additional write in response.



Therefore, the number of people reporting being of Nigerian ethnicity is likely an underestimate.