

# CENSUS 2021 UPDATE

## MUSLIM COMMUNITY HEALTH PROFILE

**341,811**

Muslim residents living in Birmingham

**29.9%**

Proportion of residents who are Muslim

**45.8%**

Growth since 2011 Census



**85.9%**


18,862 people of Muslim faith live in Small Heath; roughly 5% of the whole community and 85.9% of the ward's total population.

### TOP 5 MUSLIM WARD POPULATIONS\*:

\*As a % of the total ward population

- 1 Small Heath (85.9%)
- 2 Alum Rock (83.7%)
- 3 Bordesley Green (80.2%)
- 4 Sparkhill (79.2%)
- 5 Sparkbrook & Balsall Heath East (77.4%)

# DEMOGRAPHICS



**33%**

22% Birmingham avg.

**UNDER  
16S**

**63%**

65% Birmingham avg.

**WORKING  
AGE**

**4%**

13% Birmingham avg.

**65 AND  
OVER**

78% of those who identify as Muslim in Birmingham hold a UK passport. Additionally, 4% have a Pakistani passport, and 5% have no passport.

**78%**



## COUNTRY OF BIRTH

57% of the Muslim community based in Birmingham were born in the UK, compared to 47% (England and Wales) in 2011.

26% of Birmingham Muslims were born in Southern Asia.



## MIGRATION

From 2011 to 2021 around 53,426 Muslims in Birmingham arrived in the UK.



This is an increase when compared with 2001 to 2011 (39,742).

# LANGUAGE & NATIONALITY

## MAIN LANGUAGE

71% of the Muslim community speak English as their main language. This is compared to 81% of the Birmingham population.



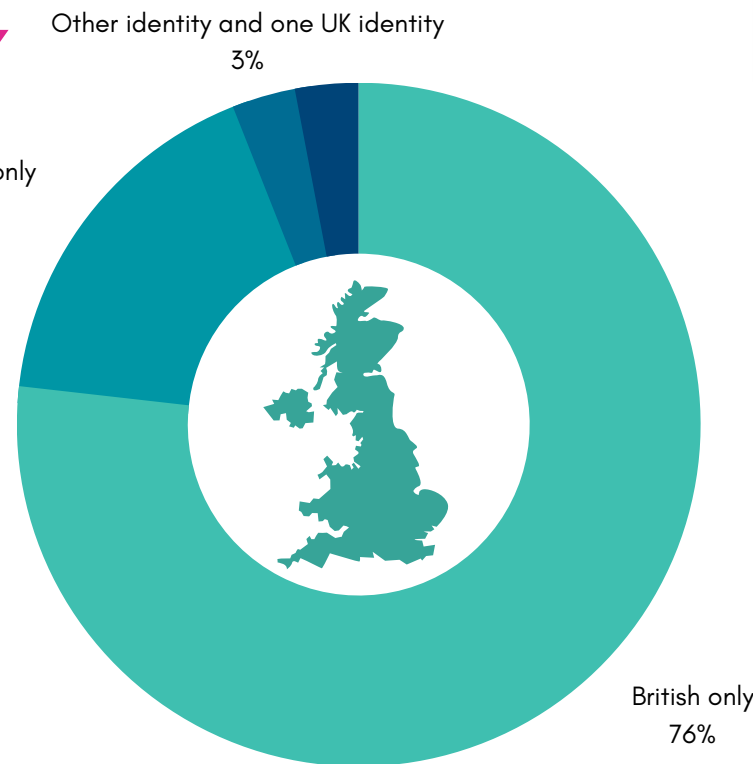
7% of the Muslim community listed Urdu as their main language, 4% Bengali and 4% Arabic.



## NATIONAL IDENTITY

# 76%

Of Muslims in Birmingham identify themselves as British or English only. 18% identify as another identity only.




## ENGLISH PROFICIENCY

For those without English as a first language

- 18% Can speak English well or very well
- 8% Cannot speak English well
- 2% Cannot speak English at all

# LIVING, WORKING AND LEARNING WELL

## ECONOMIC ACTIVITY



**30%** Of Muslim women were economically inactive and looking after the home or family; Birmingham average (8%).

## HIGHEST LEVEL QUALIFICATION

**29%** NONE  
24% Birmingham avg.

**40%** LEVEL 1 TO 3  
40% Birmingham avg.

**25%** LEVEL 4+  
30% Birmingham avg.

**6%** OTHER  
6% Birmingham avg.



**17%** Professional occupations  
21% Birmingham avg.

**17%** Elementary occupations  
13% Birmingham avg.

**14%** Process, plant and machine operatives  
9% Birmingham avg.

**11%** Sales and customer service occupations  
8% Birmingham avg.

# LIVING, WORKING AND LEARNING WELL

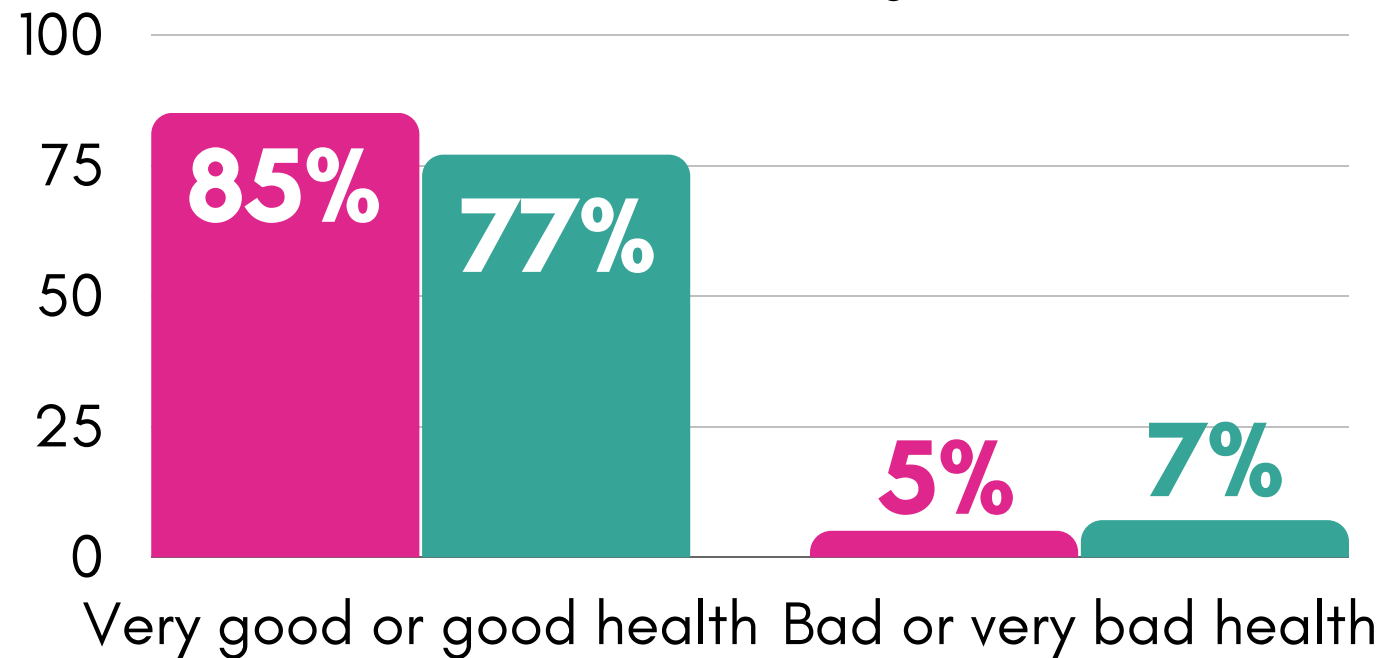
## DISABILITY

12%

Of the Muslim community have a disability or long-term health condition (20% Birmingham avg.).

## GENERAL HEALTH

■ Muslim ■ Birmingham



## TENURE



**55% Owned**

54% Birmingham avg.

**22% Social Rented**

23% Birmingham avg.

**23% Private Rented**

23% Birmingham avg.

## OVERCROWDING

*Household's accommodation having fewer bedrooms than required*

37%

Of Muslim households in Birmingham were classed as overcrowded (9% Birmingham avg.).