

Home Support and Supported Living Open Book 2021 report – navigation guidance – March 2022

Introduction

In Autumn 2021 Birmingham City Council carried out an ‘Open Book’ cost analysis exercise and invited home support and support living locations holding contracts with the Council and Birmingham and Solihull CCG to submit a range of cost, occupancy and funding data. The data has been analysed, used to inform fee increases for the year 2022/23 and is now presented in this report.

The report is presented in the form of an interactive Microsoft Excel document. This has been designed with transparency in mind, and to allow the user to view a range of data and slice this based on different variables. Please use the guidance below to help you navigate the report and select the data you wish to view.

While it is publishing the data, the Council will not, at this stage, enter into dialogue with care providers, answer specific questions or points raised about individual data or comments made about the figures or costs identified in the report. Nor will it provide further analysis in response to queries.

Please note that the report outputs are representative of locations which supplied data to us through this process, and it does not represent all locations in Birmingham or all locations which the Council contracts with. To put this into context a total of 82 returns were received, of which 62 of the returns were from Birmingham based locations. The Council contracts with 299 locations, of which 132 are located in Birmingham.

Data sections

The data is set out in the following sections:

Data, methodology, assumptions and limitations

Response rates and local authorities

- The number and percentage of returns and the location of these by area
- West Midlands excludes Birmingham but includes Coventry, Dudley, Sandwell, Solihull, Staffordshire, Telford and Wrekin, Walsall, Warwickshire, Wolverhampton and Worcestershire.

Number of clients

- Number of clients and number of care hours delivered per week

Average wage rates

- Average minimum and maximum wage rates by role type 2020/21 and 2021/22

National Living Wage and Real Living Wage

- Estimated number of employees' current pay below 2022/23 National Living Wage & Real Living Wage rates

Employees

- The number of employees summarised by role type

Occupancy and Funding

- Funding source of packages of care

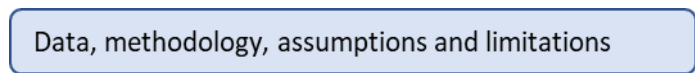
Average charges to other organisations

Hourly costs

- Costs returned as a hourly rate based on care hours delivered, as declared by the care provider

Navigation

The main menu to the far left of the report sets out the different sections as blue buttons which look like this:



To navigate to a particular section simply click on the relevant button and the relevant section will appear in the middle of the screen.

At the top of each section is a blue 'Menu' button. Click on this button to go back to the main menu.



Alternatively, scroll across the page to navigate to the section you wish to view.

Data selection / slicing

The data in each section can be sliced according to different combinations the following variables:

Region

Location of registered in:

- Birmingham
- West Midlands (excluding Birmingham)
- Outside of the West Midlands

Majority Service Type

Locations which have declared the majority of their provision is:

- Home support
- Supported living
- Unknown



Number of clients

In increments of 10.

Contract Status

- Birmingham City Council (BCC) contract held only
- Birmingham and Solihull Clinical Commissioning Group (CCG) contract held only
- Both (BCC and CCG contract held)
- Contract held with neither body

Each variable has its own blue button. To select data attached to a particular variable click on the relevant button. The selected button will remain blue and the other buttons will turn white. In the example below, if you click on 'Outside of West Midlands' in the Response Rates and Region section you will see only data pertaining to locations outside of the West Midlands.



Region  

Birmingham
Outside of West Midlands
West Midlands

Response Rates and local authorities of care homes

Row Labels	Count of CQC	Percentage
Leicester	1	50.00%
Berkshire	1	50.00%
Grand Total	2	100.00%

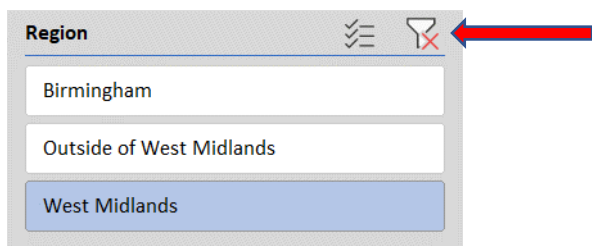
To view data attached to another variable simply click on the relevant button. The button will turn blue and the other buttons will turn white. In the example below, if you click on 'West Midlands' you will see only data pertaining to locations outside of Birmingham but in the West Midlands. The previously selected 'Birmingham' button turns white to indicate the data is not selected.

Region  

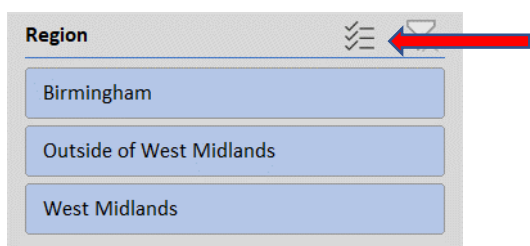
Birmingham
Outside of West Midlands
West Midlands

Row Labels	Count of CQC	Percentage
Sandwell	5	27.78%
Solihull	5	27.78%
Birmingham	3	16.67%
Walsall	2	11.11%
Dudley	2	11.11%
Coventry	1	5.56%
Grand Total	18	100.00%

To clear any selections and select all of the data within a section, click on the clear filter button (funnel and red X).



To select multiple variables within a section click on the 'Multi-select' button (3 ticks and 3 lines) which will turn yellow. You can then select which combinations of variables you want to view.



If a button is blue then the data is selected. If the button is white the data is not selected. Click on the buttons to toggle between selected and unselected. For example, below Birmingham and West Midlands is selected.

Region	Count of CQC	Percentage
Birmingham	62	77.50%
Solihull	8	10.00%
Sandwell	5	6.25%
Walsall	2	2.50%
Dudley	2	2.50%
Coventry	1	1.25%
Grand Total	80	100.00%

To clear any selections and select all of the data in a section, click on the clear filter button (funnel and red X).

To turn-off the multi-select option simply click on the 'Multi-select button'. It will no longer be highlighted yellow.

You can view any combination of data by selecting your chosen variables in each of the groupings at the same time. For example, if you want to view data about Birmingham locations which have 40+ clients and whose majority of service provision is home support simply ensure the relevant buttons are selected in each of the groupings.

Commissioning – Adult Social Care
Birmingham City Council

Website: [Information for care providers - Birmingham City Council](#)

Email: operationalcommissioning@birmingham.gov.uk