

Secondary Forum

***Lisa Fraser, Assistant Director
Education and Early Years***

25 March 2021



Plan for today's session

- Return to school and attendance data: Lisa Fraser
- Pupil Place Planning update: Jaswinder Didially
- Operation Encompass: Lisa Fraser

Full reopening of schools

- Thank you for your hard work to support pupils' return
- Initial indications* from the DfE attendance return have been very positive:
 - Birmingham 89.4% (state funded schools, Post 16 and independent)
 - National 89.3%
 - West Midlands 88.3%
 - Core Cities 87.6%
 - Statistical Neighbours: 87.5%

Pupil Group	Birmingham	Core Cities	Statistical Neighbours	West Midlands	England
Pupils onsite (state funded only)	89.6	87.7	87.7	88.4	87.7
Pupils not onsite due to Phased Return	0	0.1	0.6	1	0.1
Children with EHCP	82.6	79.8	81.6	82.8	79.8
Children with social worker	82.9	81.3	80.9	82.7	81.3
FSM Eligible	88.5	84.8	85.8	86.3	84.8

(*data from Monday 22nd March 2021)

Full reopening of schools

Phase	Number	Birmingham 22/03/21	National 22/03/21
Primary	295	90.7	92.1
Secondary	86	89.1	86.9
Special	27	80.3	82.5
PRU/Alternate	7	50.9	57.9
16 Plus	10	78.8	80.9
Not Applicable	56	91.8	90.8
State Funded	415	89.6	87.7
All	481	89.4	89.3

Support for reopening / Easter FSM

- The enforcement stages of our Fast Track attendance process are suspended, with additional support available to families (contact attendance@birmingham.gov.uk)
- Letter to families from Dr Justin Varney to encourage testing was shared with schools
- We are continuing to provide support (risk assessments, Public Health documents etc)
- Two weeks of supermarket vouchers for families eligible for free school meals have been made available to schools using COVID Winter Grant Scheme funding
- These vouchers were uploaded last week (Weds 17th March)

Pupil Place Planning Update

Secondary Forum March 2021

Education Infrastructure

edsi.enquiries@birmingham.gov.uk



Presentation overview

- Birmingham's Primary & Secondary school estate
- Headlines
- Challenges
- Pupil Place Planning Update
 - Births
 - Cohort Sizes
 - Growth
 - Housing
- Surplus Primary Places
- Additional Secondary Places
- Next Steps

Birmingham's Secondary School Estate

School Phase	Number
Secondary	79
All Through	7
Grand Total	86

School Type	Number
Academy	57
Community	9
Foundation	5
Free Schools including Studio or University Technical College	11
Voluntary Aided	4
Grand Total	86

- Single sex and co-ed provision
- Faith and non-faith provision
- Selective and non-selective provision
- Over 40 Admission Authorities across secondary schools – coordinated admissions is essential

Headline Updates

- Falling birth rates
- Cohort growth has slowed and we are now seeing schools with falling numbers in-year
- Increasing oversupply of places in Primary schools
- Significant housing and regeneration developments
- Demand for additional secondary school places citywide for the next three years
- Considerable challenges to forecasting and pupil place planning

Challenges – Data

▪ School census

- No May 2020 school census data giving no end of year picture for 2019/20.
- Lower numbers on roll than anticipated at Oct 2020, awaiting Jan 2021 census to validate.

▪ Births

- No data beyond 2018/19 (Reception entry in 2023/24).
- Will there be a further impact on birth rates due to COVID - 2025/26 *Covid+5 years*

▪ Migration

- The International passenger survey which is normally used to predict migration has been suspended due to COVID.

Challenges – Reasons for pupils leaving

- **Covid-19**

- Increased number of pupils electing to Home Educate since early 2020. (Pupils can be accommodated within current vacancies.)
- Potential impact of pandemic on processing time for in-year admissions.

- **Brexit**

- More pupils leaving in-year than applying.
- Anecdotal evidence from schools regarding migration of families to EU.

- **Housing clearance programmes**

- Some areas of the city, e.g. Druids Heath, are seeing tower blocks being demolished and families rehomed in other areas.

- **Clean Air Zone**

- Increased travel costs may have an impact on schools within CAZ

Challenges – Reasons for pupils arriving

- **Hong Kong Nationals**

- Potentially a large number of visa holders arriving over 5 year period from April 2021. Birmingham identified as a potential destination.

- **SEND**

- Greater focus on inclusivity in mainstream.

- **Housing developments**

- Substantial regeneration and housing programmes across the city; often protracted and lengthy timescales and limited information on tenure, size of houses and occupation rates.
- Higher housing target due to be imposed on Birmingham by government.

- **Temporary accommodation**

- Located across the city. Families residence may be short-term only.

Challenges – building and funding

▪ Free Schools and centrally-led programmes

- Speed of central delivery programmes and timeliness of delivery.
- Risks to material or contractors shortage (or greater costs) as a result of Brexit and Covid.

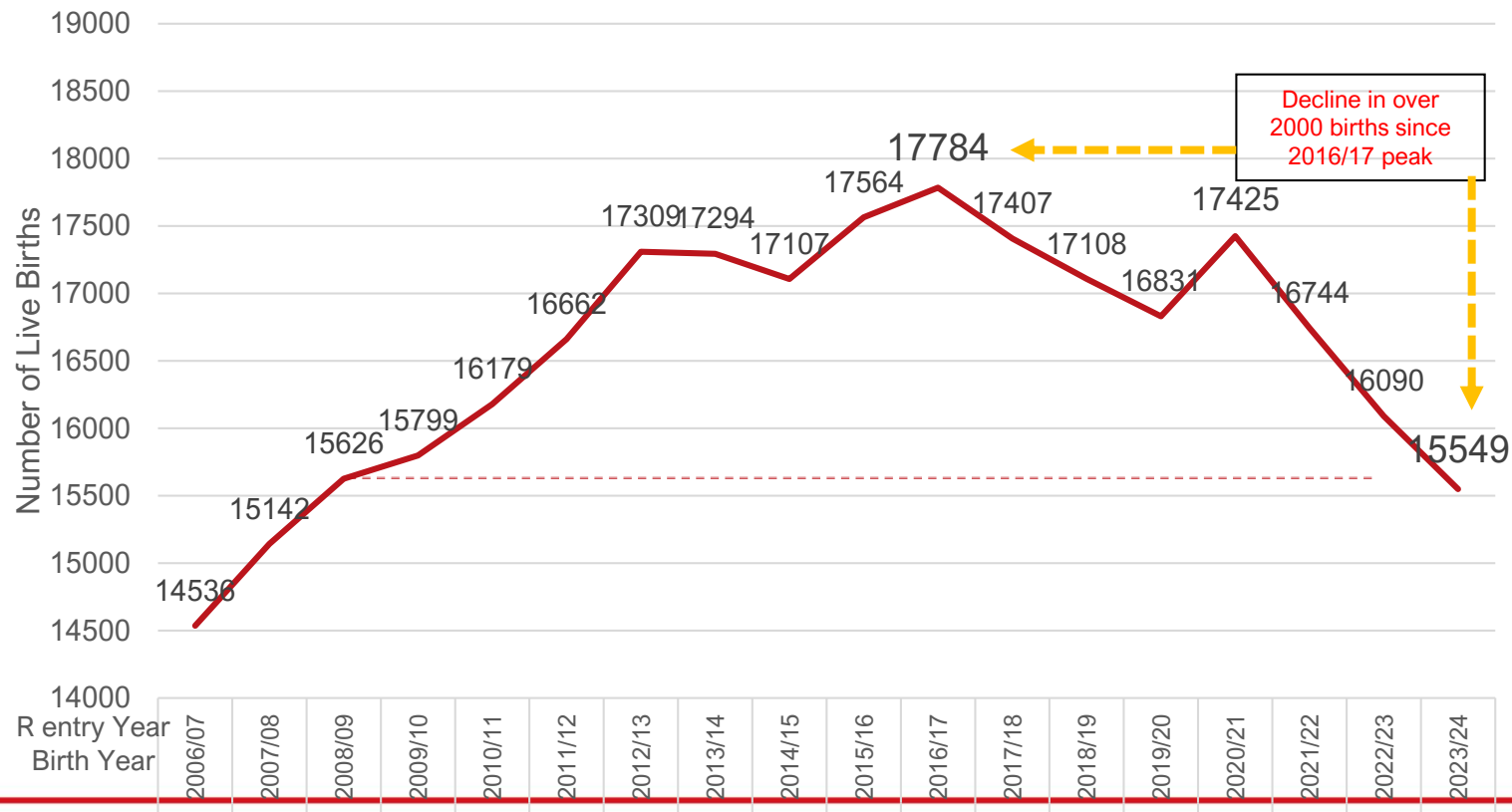
▪ Additional secondary programme

- No allocation received in 2020 as funded primary places were used to offset secondary places.
- School Organisation requirements mean that there are trigger points for formal consultation.

▪ SEND Capital funding

- Announcement pending. Previously the funding gap to resolve capacity in special school sector was offset through our Basic Need allocation.

Changing birth rates



Birmingham's Pupil Cohorts (Oct 2020)

Lowest number in phase

Highest number in phase

Year Group	Reception	Year 1	Year 2	Year 3	Year 4	Year 5	Year 6
No. Pupils	15019	15092	15552	15927	16213	16340	15735
Surplus	9%	8%	6%	4%	3%	3%	3%

Year Group	Year 7	Year 8	Year 9	Year 10	Year 11
No. Pupils	14434	14826	14251	14136	13728
Surplus	5%	3%	2%	3%	2%

Total
181,253
5%

- Both Reception and Year 7 intakes were substantially lower than anticipated.
- We are waiting to validate against Jan-21 census to see if we need to adjust forecasting assumptions.
- Working surplus rate to aim for is 2.5-3%.

Growth by year group - Primary

Net number of pupils joining schools in a particular academic year

Academic Year	R	Y1	Y2	Y3	Y4	Y5	Y6	Total R-Y6
2014/15	294	153	138	105	142	143	41	+1016
2015/16	417	240	166	247	115	153	79	+1417
2016/17	225	91	6	93	6	23	62	+506
2017/18	201	72	-19	11	-20	34	-8	+271
2018/19	189	22	-99	-46	-55	-10	-12	-11
2019/20	55	-38	-123	-102	-91	-67	-8	-374

- Substantial decline in net growth since the measured peak when over 1400 pupils joined Birmingham schools (47FE) in 2015/16 .
- This is the net change and does not reflect the substantial in and out applications processed in schools.
- Growth is not evenly distributed across the city.

Growth by year group - Secondary

Net number of pupils joining schools in a particular academic year

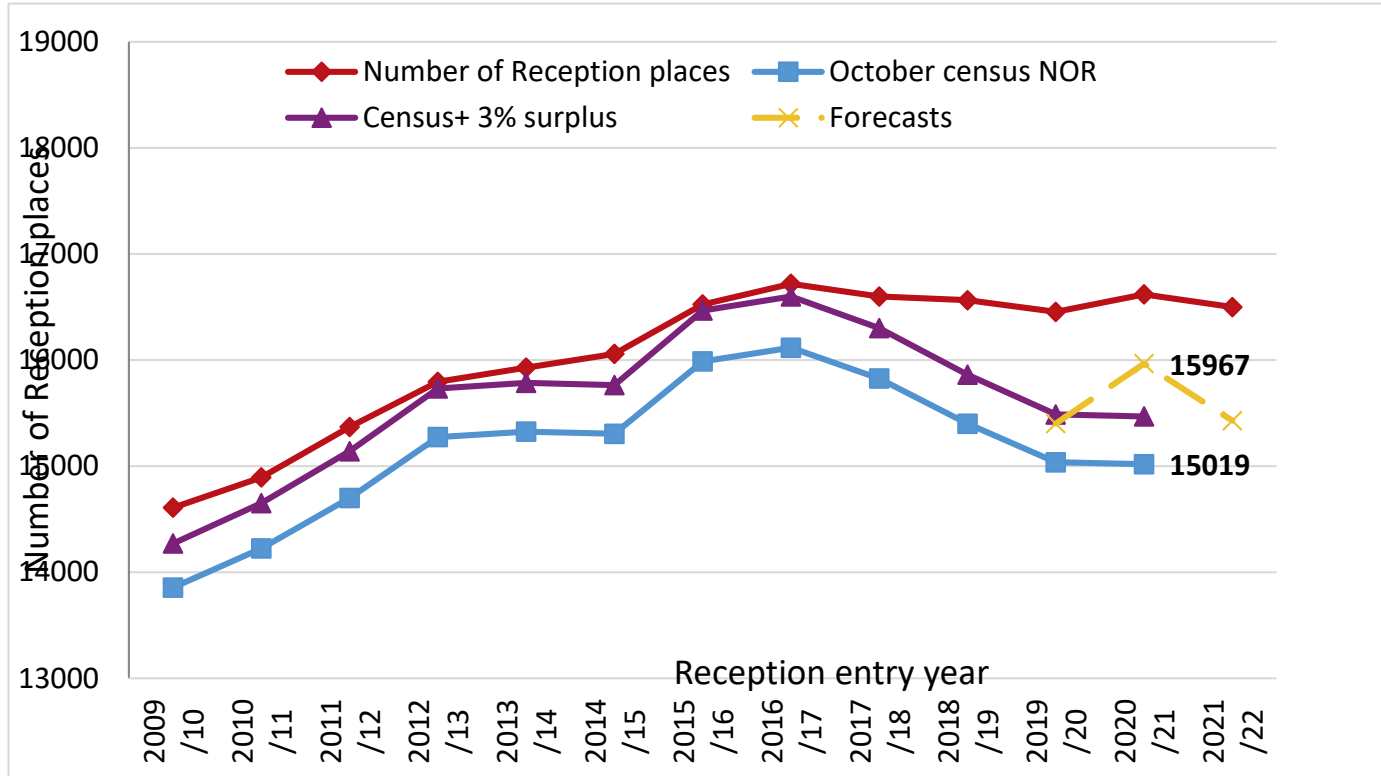
Academic Year	Y7	Y8	Y9	Y10	Y11	Total Y7-9	Total Y10-11
2014/15	125	75	144	-179	-275	344	-454
2015/16	220	197	222	-50	-273	639	-323
2016/17	107	38	174	-135	-303	319	-438
2017/18	131	39	158	-157	-280	328	-437
2018/19	82	25	122	-91	-202	229	-293
2019/20	60	1	98	-75	-45	159	-120

- Substantial decline in net growth since the measured peak in 2015/16 when over 600 pupils joined Birmingham schools across Y7-9 (20FE).
- This is the net change and does not reflect the substantial in and out applications processed in schools.
- Growth is not evenly distributed across the city.

Major Housing Development Sites

Name of Site	Site Address(es)	Number of Houses	Average Pupil Yield per year group	Occupation Start Date	Requirements
Langley Sustainable Urban Extension	Sutton Coldfield	6000 (3000 in next 15 years)	252	2023	3 primary and 1 secondary new school onsite
North Worcestershire Golf Course	Frankley	800	34	TBC	1 primary school onsite
Perry Barr Masterplan (incl Regeneration)	Perry Barr	5000	210	2022	1 secondary school onsite (opens Sept 2021)
Greater Icknield Masterplan	Icknield Port Loop, out to Smethwick	5000 (3500 in next 15 years)	210	2025	1 secondary school onsite + primary contribution
Birmingham Smithfield Masterplan	City centre	2000	84	TBC	TBC
Frankley SUE	Frankley	2500	105	TBC	TBC
Ladywood Regeneration (through Big City Plan)					
Druids Heath Regeneration					
East Birmingham Regeneration					

Reducing primary intakes



High levels of surplus

- 8 primary schools (out of 302 primary schools) are operating at 25% surplus or above.
- 10 wards (out of 69) are operating at a surplus of 10%+

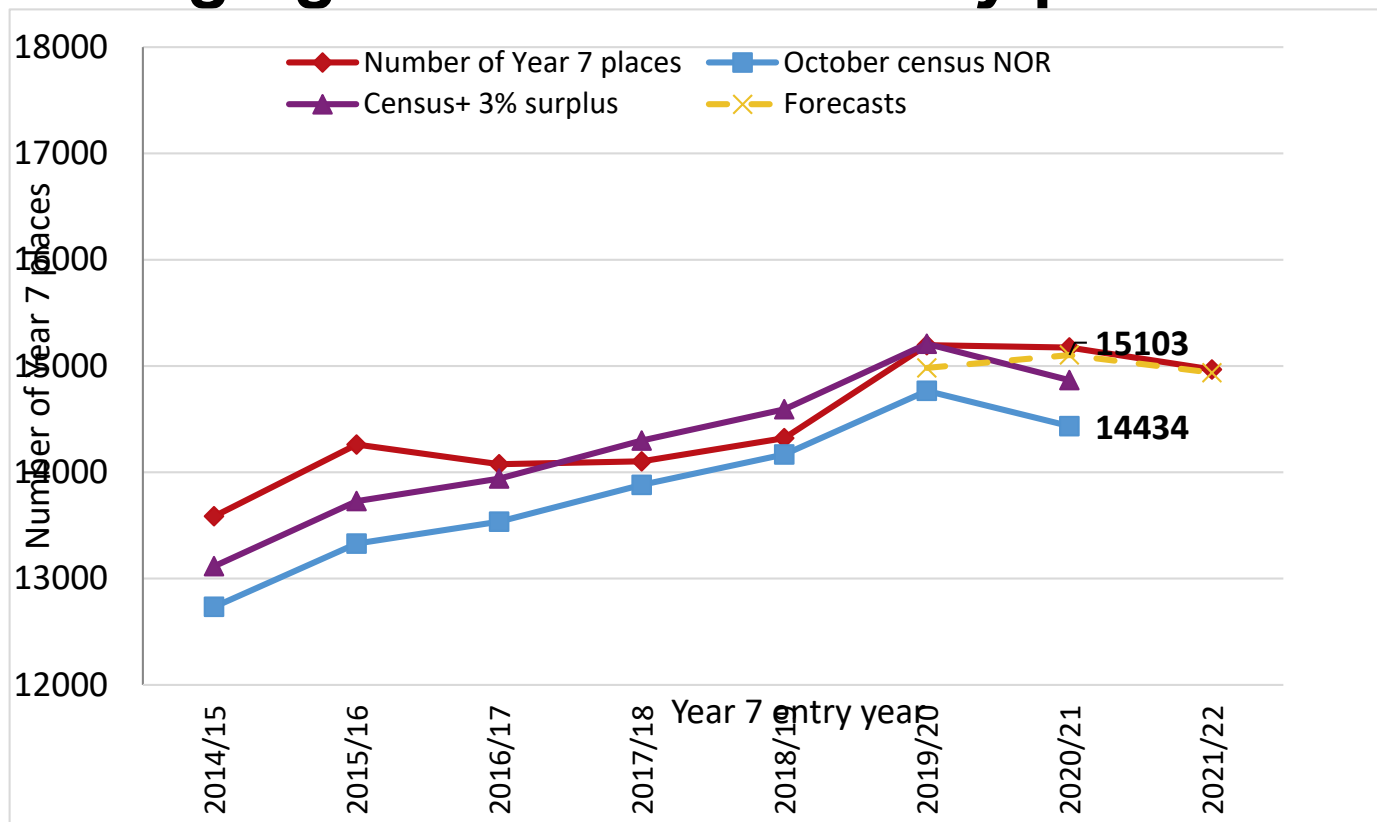
Ward	R-6 Capacity	R-6 Numbers on Roll	% Surplu s
Nechells	2070	1740	16%
Handsworth Wood	1260	1080	14%
Bordesley & Highgate	1260	1096	13%
Frankley Great Park	630	550	13%
Birchfield	1470	1299	12%
Sparkbrook & Balsall Heath East	2940	2609	11%
Pype Hayes	1050	942	10%
Bournville & Cotteridge	1374	1233	10%
North Edgbaston	1890	1697	10%
Druids Heath & Monyhull	1470	1320	10%

Surplus Primary Places

Mechanisms:

- Adjusting PAN or in-year CPN limits
- Amalgamation/Co-location with other schools
- Staffing restructure
- Reconfiguration of space to provide early years or special provision
- Leasing of accommodation for third party use
- Demolition of poorer building assets
- Closure

Changing need for secondary places



Creating additional places

- Creating sufficient for growth years; mindful of future decline
- Keeping schools financially viable
- Increasing the proportion of pupils in good or outstanding provision
- Better targeting of capital resources
- Improving the overall condition of the building stock and our school estate

Levels of demand

- Current demand for places in Hall Green, Hodge Hill and Sutton Coldfield.
- All 7 other districts operating with healthy surplus between 2-5%.
- 5 secondary schools (out of 86 secondary schools) are operating at 25% surplus or above.
- As a result of changing primary cohorts, limited number of additional places are needed e.g. approximately 5FE needed across Erdington and Sutton Coldfield for 2022-2024.

Additional Places

Short Term Considerations:

- **2021/22** – 2 x new schools opening
- **2022/23** – seek increase to Year 7 PAN or agree additional offers.
- **2023/24** – consult on increased Year 7 PAN from December 2021 and seek decision from Cabinet or Trust.

Longer Term Considerations:

- Temporary or limited Permanent Expansions within existing
- New schools to meet housing need
- Collaboration with other schools and Trusts
- Staffing recruitment
- Reconfiguration of space to provide additional places
- Consideration of poorer building assets as part of building programmes
- Faith, single sex or specialist provisions

Approved Free Schools

Name of Establishment	Opening Date	Phase	Published Admission Number	Sixth Form Capacity	Admission Arrangements	Full Planned Capacity	School District
Christ Church Secondary Free School	01/09/2021	Secondary	180	250	Standard	1150	Selly Oak
Prince Albert High School	01/09/2021	Secondary	180	360	Priority to PACT primary schools	1260	Perry Barr
BOA Group Stage and Screen Production	01/09/2021	Post-16	75	150		400	Ladywood
BOA Digital	01/09/2022	Secondary	120	300	Fair Banding	900	Ladywood
Ark Birmingham Secondary	01/09/2023	Secondary	tbc	tbc	Standard	tbc	tbc

Next Steps

- Publish Surplus Places Paper, Additional Places Paper and area level forecasts April 2021.
- Continue to review school-level forecasting in light of changes and uncertainties but in the meantime publish school preference information.
- Await DfE guidance into planning areas to support a revision and improved local planning and communication (expected Autumn 2021).
- Await DfE study into pupil yield in (expected Summer 2021).

Continue to:

- Validate forecasts compared to latest numbers and any changes in demographics.
- Make representation to any proposal to increase provision where a detrimental impact on neighbouring schools is expected.
- Consider and process Falling Pupil and Growth Funding applications.



@BhamCityCouncil



@birminghamcitycouncil



@bhamcitycouncil



Making a positive difference everyday to people's lives

Supporting vulnerable children and young people, where Domestic Abuse is known or where it is suspected

Micho Moyo, Head of Education Safeguarding

17 March 2021



Domestic Abuse Prevention Strategy 2018-2023

- The Education Early Help and Safeguarding Team works with partners and schools to implement the Domestic Abuse Prevention Strategy.
- Officers from the Education and Skills Directorate have attended a series of meetings convened by the Domestic Abuse Local Strategic Partnership Shadow Board to coordinate Birmingham's response to domestic abuse during the coronavirus pandemic and beyond.
- The council acknowledges the delays in implementing Operation Encompass and is aiming for the approach to be fully rolled out for September 2021.
- The local DA strategy priorities are:
 - Safety and Support
 - Early Identification and Early Help
 - Changing Attitudes

Children as victims of Domestic Abuse

- CASS audits of DA referrals identified that some referrals were heavily adult focused and with not enough description of the child's lived experience.
- BCC has committed £20K to support Operation Encompass rollout.
- Next steps (from September 2021). All schools to:
 - acknowledge children as victims of DA in their own right, provide spaces and opportunities for them to talk about their experience and develop relationships with trusted key adults in school
 - be able to access the available DA support for staff and pupils;
 - monitor and support affected children's outcomes including but not limited to: safeguarding; emotional health and well being; academic progress and attainment; attendance; behaviour and risk of exclusion
 - have signed up to Operation Encompass by September 2021.

Operation Encompass

- Training materials and resources are available for schools about Operation Encompass:
 - https://www.operationencompass.org/SM4/Mutable/Themes/operationencompass_theme/assets/documents/Operation_Encompass_and_OEtNS_Breaking_the_Cycle_of_Domestic_Abuse_.pdf
 - <https://www.operationencompass.org/school-participation>
- We would also like to invite school DSLs to a webinar where more information about Operation Encompass and the next steps will be provided. This webinar will take place on Monday 29th March 2pm – 3pm.
- [Please book places using this Eventbrite link](#) and a Teams invite will be sent to you ahead of the session. We will record the session and share the recording with all schools.