

Primary Art Subject Development CPD and Insets 2020/21

To support the development and delivery of the subject of Art at Primary phase, and our new NSEAD Art Subject Development Network, Birmingham Education Partnership now offer bespoke and tailor-made skills CPD programs linked to the Art National Curriculum recommendations, skills progression frameworks and school's individual curriculum maps. Art CPD programs are currently being delivered across the city by our team of Associate Artists who are experts in their fields and available to work on the specific development needs of a school linked to Art and Design. Workshops can run as twilights, insets, one day immersive, dual delivery 'in action' CPD (delivering CPD in tandem with classroom projects and curriculum work) spread over a week or up to an entire year. Bespoke programs can be created from the following skills areas (supplied by our Artists):

Painting

Using watercolour, acrylic, ready-mix and mixed media, colour mixing (primary, complimentary and colour wheel), light and dark, design, texture and form, mood and feeling, washes and techniques through a range of brushes. Studying Artists and works from history to develop techniques, skills and language.

Drawing

Observational drawing skills and mark making using pencil, charcoal and chalk, erasers and pen to study line, shape, form, texture, light and shade of figures, faces, still life and landscape.

Sculpture

Modroc modelling, paper-mâché, plaster casting (in clay, sand or alginate), clay modelling, junk sculpture (recycled materials assemblage), carving (soap, vegetable, thermalite block), and installation art techniques.

Printmaking

Tissue paper and stencilling, collagraph and block printing, dry point and mono prints.

Collage

Coloured & textured papers, magazine, photography and textiles collage, prepared papers, decoupage.

Ceramics

Tile making, pinch pots, coiling, slab building, templates, slip surface decoration, sgraffito, pressing, stencils and mosaic.

Textiles

Batik, felt making, knitting, embroidery, weaving, fabric crayons, sewing, binca, tie-dye, appliqué, surface pattern design, costume making and millinery.

Early Years

Specialist EYFS creative practitioners, Reggio Emilia and child led practice, outdoor, land art and Forest School.

Creative Inset

Led by Andrew Fox, this popular and comprehensive inset for Primary Schools covers building provision for arts, culture and creativity across a school, art subject development (including monitoring and inspection), creative planning and pedagogy, and curriculum and school improvement. Andrew takes you a journey deep into school improvement and brings with him best practice examples and a wealth of experience from working with hundred of schools around the country. Delivered in a fun, creative and engaging way, this inset is a must as a reset, refresher and a creative motivator for all members of the school.

Information and Booking

Prices start at £250 (+vat) per day (not including materials)


Our Associate Artists all hold valid Enhanced DBS checks (with barring) and we have undertaken all of the necessary IR35 compliance checks on your behalf. To find out more about our Associate Artists or for **a free consultation conversation** about Art and Design CPD in your school, contact Andrew Fox, Arts and Culture School Improvement Lead, Birmingham Education Partnership on email andrew.fox@bep.education or by calling **07583 545132**.

Example Painting CPD program over a week linked to an art skills progression framework:

Art Week - Painting workshops


Each year group will produce paintings by focussing on the work of a particular artist.

Year 1 Paul Klee



Year 1 will have a go at making Their own versions of Paul Klee's Castle and the Sun. We will use tissue paper shapes and learn how to use the tissue paper to transfer colour to their artwork. Having created beautiful backgrounds, the children will work over with oil pastels once dry. Next they will have a look at Paul Klee's the fish and using oil pastels they will have a try at wax resist painting.

Year 2 Aboriginal art and dot painting, Danny Eastwood



Year 2 will paint their own dot paintings based on the work of Aboriginal artists in particular Danny Eastwood. The children will practise background painting, stencilling and spot painting using different sized dowels to print their spots.

Year 3 Georgia O'Keefe




Year 3 will be working to produce paintings based on the work of Georgia O'Keefe. We will talk about blending and mixing colours with white and black to make shade and high lights. The children will work together to make joint artworks based on Georgia O'Keefe images and then work individually to develop their own paintings.

Year 4 Edvard Munch




Year 4 children will be focussing on colour and mood in art by focussing on the work of Edvard Munch, in particular The Scream. The technique that we will be focussing on will be wax resist using oil pastels and watercolour. The children will then go on to develop their own images in the style of Edvard Munch based on photos of people riding roller coasters.

Year 5 Monet and Impressionism



Year 5 will focus on impressionism, in particular the work of Monet. First the children will work with watercolours trying out a number of different techniques before making their own version of 'Impression Sunrise' in watercolour. Time permitting they will then go on to work with acrylics and learn about layering colour and repetitive brush strokes. This will be used to work together to make a combined image based on different works by Monet.

Year 6 Turner seascapes




Year 6 will be thinking about foreground middle ground and background by looking at the work of William Turner. We will also be learning about conveying movement and the energy of the storm. We will be using acrylics with brushes, sponges and cardboard squeegees.

Example Printmaking CPD linked to an art skills progression framework:

Autumn Term - Printing art workshop

Years 1 & 2 Tissue paper printing and stencilling



Years 1 and 2 will have a go at making interesting backgrounds for stencilled images. We will use paper shapes to mask areas and learn how to use tissue paper to transfer colour to their artwork. Having created beautiful backgrounds, the children will then learn the best techniques for stencilling their foreground images.

Years 3 & 4 Collagraphs and block printing





Years 3 & 4 will have the opportunity to try out various methods of block printing. The techniques I can demonstrate include collagraph (making a printing plate by sticking cardboard shapes, string and other objects with glue and printing from these). We can also use natural objects such as leaves and feathers to produce prints with texture and we can make printing plates using polystyrene and scoring designs. Finally we can use found objects also to make prints. The children can also learn about layering their prints.

Years 5 & 6 Dry-point and monoprints



Years 5 and 6 will have a go at various monoprinting techniques, whereby only a single print is taken from the prepared block. Some of these can be fairly graphic by using printed reference material, others are much looser. Drypoint is a technique whereby the children use a sharp needle to scratch their design into an acetate sheet and print from this. The technique would normally require a litho press however we can still obtain a reasonable print by using the back of a spoon.